



2018-2019 IUPUI BASKETBALL GAME NOTES

IUPUI

SCHEDULE/RESULTS

(10-7, 2-2 HORIZON)

| Date | Opponent | Result/Time |
|----------|------------------------|-------------|
| Oct. 29 | # Central State | W, 86-52 |
| Nov. 6 | at Xavier | L, 69-82 |
| Nov. 10 | Eastern Illinois | W, 71-65 |
| Nov. 14 | ^ at Boston College | W, 76-69 |
| Nov. 16 | ^ at Richmond | L, 70-78 |
| Nov. 23 | ^ vs. St. Francis (NY) | W, 68-48 |
| Nov. 24 | ^ vs. Grambling State | W, 80-69 |
| Nov. 28 | Bradley | W, 85-73 |
| Dec. 1 | Ball State | L, 75-85 |
| Dec. 6 | IU Kokomo | W, 95-64 |
| Dec. 12 | IU Northwest | W, 116-79 |
| Dec. 15 | Western Illinois | W, 82-68 |
| Dec. 18 | at Purdue Fort Wayne | L, 77-87 |
| Dec. 21 | at Morehead State | L, 70-74 |
| Dec. 28 | *at Northern Kentucky | L, 77-92 |
| Dec. 30 | *at Wright State | L, 64-82 |
| Jan. 4 | *at UIC | W, 66-64 |
| Jan. 10 | *Cleveland State | W, 90-74 |
| Jan. 12 | *Youngstown State | 1:00 pm |
| Jan. 17 | *at Green Bay | 8:00 pm |
| Jan. 19 | *at Milwaukee | 7:00 pm |
| Jan. 24 | *Oakland | 11:00 am |
| Jan. 26 | *Detroit Mercy | 1:00 pm |
| Feb. 1 | *Northern Kentucky | 7:00 pm |
| Feb. 3 | *Wright State | 1:00 pm |
| Feb. 9 | *UIC | 1:00 pm |
| Feb. 14 | *at Youngstown State | 7:00 pm |
| Feb. 16 | *at Cleveland State | 1:00 pm |
| Feb. 22 | *Milwaukee | 7:00 pm |
| Feb. 24 | *Green Bay | 1:00 pm |
| Feb. 28 | *at Detroit Mercy | 8:00 pm |
| Mar. 2 | *at Oakland | 4:00 pm |
| Mar. 5-6 | & HL Quarterfinals | 7:00 pm |
| Mar. 11 | & HL Semifinals | tbd |
| Mar. 12 | & HL Championship | tbd |

denotes exhibition
 * denotes Horizon League games
 ^ part of Fort Myers Tip-Off
 (first two games on campus sites / last two at Niagara)
 & denotes Horizon League Tournament games
 (quarterfinals on campus sites / semis and finals in Detroit)

MEDIA COVERAGE

TV: ESPN3

Greg Rakestraw (pxp);
 Bob Lovell (analyst)

Video Stream: WatchESPN

Audio: none

Live Stats: IUPUIJags.com

Twitter: @IUPUIJaguars / @IUPUIMensBball

MBB CONTACT

Ed Holdaway - IUPUI Assistant AD

Email: eholdawa@iupui.edu

Twitter: @EdHoldaway

Cell: 317-908-2645

'03 NCAA TOURNAMENT, 2010 CBI

IUPUI (10-7, 2-2 HL) vs. YOUNGSTOWN STATE (5-13, 1-4 HL)

Saturday, January 12, 2019 • 1:00 p.m. • Indianapolis • Indiana Farmers Coliseum (6,800)





STAT BREAKDOWN

| IUPUI | YSU |
|-------------|---------------------------|
| 78.3 | PPG 75.8 |
| 73.1 | Opp. PPG 80.2 |
| .461 | FG% .416 |
| .437 | Opp. FG% .468 |
| 37.7 (+4.5) | RPG (Margin) 40.6 (+4.6) |
| .341 | 3FG% .339 |
| .704 | FT% .690 |
| 14.2 (-0.1) | TO/G (Margin) 14.6 (-1.6) |
| 176 | NCAA Eval. Tool (NET) 278 |

SERIES BREAKDOWN

| | |
|------------------|--|
| Overall: | 1-10 |
| Gardner vs. YSU: | 0-2 |
| in Youngstown: | 1-6 |
| in Indianapolis: | 0-4 |
| neutral: | 0-0 |
| Last Meeting: | Feb. 10, 2018 |
| Outcome: | YSU 84, IUPUI 80 (Indianapolis) |
| Streak: | YSU has won 4 |
| Quick Note: | IUPUI's lone win over YSU was a 55-48 victory on Feb. 5, 2000 in the Jags' 2nd year of D1 play |

THE JAGUARS



PROBABLE STARTERS

| No. | Name | Yr. | Pos. | Ht. | Hometown | PPG | RPG | APG | FG% | 3FG% | FT% |
|-----|-------------------|-----|------|-----|------------------|------|-----|-----|------|------|------|
| 5 | Camron Justice | Jr. | G | 6-3 | Hindman, Ky. | 20.3 | 2.8 | 2.8 | .460 | .361 | .883 |
| 22 | D.J. McCall | Sr. | G | 6-6 | Fort Wayne, Ind. | 5.7 | 5.3 | 2.2 | .433 | .300 | .615 |
| 23 | Grant Weatherford | So. | G | 6-2 | Cicero, Ind. | 6.8 | 2.8 | 2.8 | .494 | .417 | .761 |
| 24 | Evan Hall | Sr. | F | 6-7 | Hindman, Ky. | 9.3 | 5.3 | 1.2 | .493 | --- | .280 |
| 32 | Elyjah Goss | So. | F | 6-7 | Plainfield, Ill. | 7.9 | 7.4 | 1.1 | .543 | .333 | .707 |

OFF THE BENCH

| | | | | | | | | | | | |
|----|----------------|-----|-----|------|--------------------|------|-----|-----|-------|------|------|
| 0 | Jaylen Minnett | So. | G | 6-1 | Terre Haute, Ind. | 10.8 | 1.9 | 1.6 | .360 | .328 | .808 |
| 2 | Jakoby Kemp | So. | F | 6-8 | Layton, Utah | 3.8 | 1.0 | 0.3 | 1.000 | --- | .833 |
| 4 | Jack Hansen | Fr. | F | 6-7 | Noblesville, Ind. | 3.2 | 2.0 | 0.6 | .314 | .300 | .875 |
| 10 | Nick Rogers | Jr. | G | 6-1 | Indianapolis, Ind. | 5.4 | 1.2 | 1.4 | .527 | .406 | .741 |
| 11 | Brandon Kenyon | Fr. | F/C | 6-10 | Caledonia, Ontario | 2.6 | 1.1 | 0.1 | .375 | .000 | .667 |
| 15 | Ahmed Ismail | Sr. | C | 7-1 | Cairo, Egypt | 7.4 | 4.8 | 0.6 | .589 | .500 | .655 |
| 25 | Trevor Johnson | Jr. | G | 6-2 | Flagstaff, Ariz. | 0.3 | 1.2 | 0.7 | .250 | .000 | --- |
| 55 | Daniel Alston | Fr. | G | 6-0 | Champaign, Ill. | 0.5 | 0.3 | 0.0 | .500 | .000 | --- |

QUICK HITTERS

- IUPUI's 8-3 start to the season was the program's best since 2009-10 - that team finished 25-11 overall. The Jaguars' five November wins matched the program's highest total since 2009 as well. IUPUI's eight non-conference wins are also the program's most since winning nine in 2009-10.
- IUPUI capped one of the most arduous scheduling starts in Horizon League history last Friday (Jan. 4) with a thrilling 66-64 win at UIC. The Jaguars faced the top three picks in the league's preseason polls, all on the road to open league play. The Jags dropped the first two of the trifecta at Northern Kentucky (92-77) and at Wright State (72-64).
- IUPUI is 7-0 this season when holding teams to 70 points or less.
- Junior **Camron Justice** ranks 31st nationally in scoring (20.8 ppg) and 21st in total points scored (332). Justice has scored 20-or-more 10 times and ranks 28th nationally in free throws made (81) and 37th in free throw shooting (88%).
- IUPUI returns just five letterwinners from a season ago and three starters in **Evan Hall**, **D.J. McCall** and **Nick Rogers**. Hall is the team's top returning scorer (7.7 ppg) and rebounder (6.1 rpg) while sophomore guard **Jaylen Minnett** is next in line at 7.1 ppg. The Jaguars' top three scorers from last season all departed as **Aaron Brennan** (12.4 ppg, 4.5 rpg) and **Ron Patterson** (10.3 ppg) graduated and rising senior guard **T.J. Henderson** (10.8 ppg) opted to transfer to NAIA Marian University.
- Head coach **Jason Gardner** enters his fifth season on the Jaguars' sidelines, boasting a 57-84 career record. He's 31-38 (.449) in league games and guided the Jags to The Summit League Tournament Semifinals in his third season in 2016-17.
- IUPUI is seven years removed from a winning season as current Georgia State head coach **Ron Hunter** guided the Jaguars to a 19-14 mark in the 2010-11 campaign. Hunter was named to the IUPUI Hall of Fame this season.
- Four of IUPUI's newcomers this season sat out last season as part of the program and will be eligible this season. Junior guard **Camron Justice** leads that group, having transferred to IUPUI after two years at Vanderbilt. Senior center **Ahmed Ismail** has one season of eligibility remaining after coming to IUPUI from Manhattan and sophomore guard **Grant Weatherford** is cleared for takeoff after sitting out last season after transferring from Midland (Texas) College. The fourth is **Trevor Johnson**, who joined the program midyear last year from the junior college ranks. The Arizona-native is immediately eligible this season.

2018-2019 ROSTER

NUMERIC ROSTER

| ## | Name | Pos. | Ht. | Wt. | Yr. | Hometown/High School (Previous) |
|----|---------------------|------|------|-----|-----|--|
| 0 | Jaylen Minnett | G | 6-1 | 180 | So. | Terre Haute, Ind./Terre Haute South |
| 1 | # Jamil Jackson Jr. | G/F | 6-6 | 190 | Jr. | Minneapolis, Minn./Minneapolis North (Southern Utah) |
| 2 | Jakoby Kemp | F | 6-8 | 190 | So. | Layton, Utah/Layton (Salt Lake C.C.) |
| 4 | Jack Hansen | F | 6-7 | 205 | Fr. | Noblesville, Ind./Guerin Catholic |
| 5 | Camron Justice | G | 6-3 | 180 | Jr. | Hindman, Ky./Knott County Central (Vanderbilt) |
| 10 | Nick Rogers | G | 6-1 | 170 | Jr. | Indianapolis, Ind./Traders Point Academy (Toledo) |
| 11 | Brandon Kenyon | F/C | 6-10 | 225 | Fr. | Caledonia, Ontario/RISE Prep |
| 14 | # Marcus Burk | G | 6-3 | 205 | Jr. | Indianapolis, Ind./Franklin Central (Campbell) |
| 15 | Ahmed Ismail | C | 7-1 | 260 | Sr. | Cairo, Egypt/Nakhas Zagazig (Manhattan) |
| 22 | D.J. McCall | G | 6-6 | 190 | Sr. | Fort Wayne, Ind./Concordia Lutheran |
| 23 | Grant Weatherford | G | 6-2 | 185 | Jr. | Cicero, Ind./Hamilton Heights (Midland [Tex.] College) |
| 24 | Evan Hall | F | 6-7 | 230 | Sr. | Hindman, Ky./Knott County Central |
| 25 | Trevor Johnson | G | 6-2 | 170 | Jr. | Flagstaff, Ariz./Flagstaff (Mesa C.C.) |
| 32 | Elyjah Goss | F | 6-7 | 195 | So. | Bolingbrook, Ill./Plainfield East |
| 55 | Daniel Alston | G | 6-0 | 175 | Fr. | Champaign, Ill./Judah Christian |

COACHING STAFF

| | |
|------------------------------|----------------------------|
| Head Coach: | Jason Gardner |
| Alma Mater: | Arizona, '11 |
| Career Record: | (58-84; 5th season) |
| IUPUI Record: | (58-84; 5th season) |
| Conference Record: | (32-38; 5th season) |
| Associate Head Coach: | Byron Rimm II |
| Alma Mater: | Cal State Los Angeles, '99 |
| Assistant Coach: | Matt Bringman |
| Alma Mater: | Palm Beach Atlantic, '06 |
| Assistant Coach: | Matt Dunn |
| Alma Mater: | Fort Hays State, '07 |
| Dir. of Operations: | Isaac Loechle |
| Alma Mater: | Indiana, '01 |
| Strength Coach: | Jason Quarles |
| Alma Mater: | IUPUI, '12 |

PRONUNCIATION GUIDE


| | |
|-----------------------|-------------------|
| ELYJAH Goss | (same as Elijah) |
| Jaylen MINNETT | (min-NET) |
| AHMED ISMAIL | (AH-med ISH-male) |

will sit out the 2018-19 season as a Division I transfer


RADIO / TV ROSTER



#0 - JAYLEN MINNETT
6-1 // Soph. // G
Terre Haute, Ind.



#2 - JAKOBY KEMP
6-8 // Soph. // F
Layton, Utah




#4 - JACK HANSEN
6-7 // Fr. // F
Noblesville, Ind.



#5 - CAMRON JUSTICE
6-3 // Jr. // G
Hindman, Ky.



#10 - NICK ROGERS
6-1 // Jr. // G
Indianapolis, Ind.



#11 - BRANDON KENYON
6-10 // Fr. // F/C
Caledonia, Ontario



#15 - AHMED ISMAIL
7-1 // Sr. // C
Cairo, Egypt



#22 - D.J. McCALL
6-6 // Sr. // G
Fort Wayne, Ind.



#23 - GRANT WEATHERFORD
6-2 // Soph. // G
Cicero, Ind.




#24 - EVAN HALL
6-7 // Sr. // F
Hindman, Ky.



#25 - TREVOR JOHNSON
6-2 // Jr. // G
Flagstaff, Ariz.



#32 - ELYJAH GOSS
6-7 // Soph. // F
Bolingbrook, Ill.



#55 - DANIEL ALSTON
6-0 // Fr. // G
Champaign, Ill.



JASON GARDNER
Head Coach
5th season

CAREER DOUBLE-DIGIT PERFORMANCES/STARTS

Double-Digit Scoring Games

| Name | Season | Career |
|-------------|--------|--------|
| Goss | 6 | 7 |
| Hall | 6 | 30 |
| Hansen | 1 | 1 |
| Ismail | 7 | 7 |
| Justice | 16 | 16 |
| McCall | 3 | 16 |
| Minnett | 9 | 16 |
| Rogers | 3 | 6 |
| Weatherford | 4 | 4 |

20+ Point Scoring Games

| Name | Season | Career |
|-------------|--------|--------|
| Hall | 0 | 2 |
| Justice | 10 | 10 |
| McCall | 0 | 2 |
| Minnett | 2 | 2 |
| Weatherford | 1 | 1 |

30+ Point Scoring Games

| Name | Season | Career |
|---------|--------|--------|
| Justice | 1 | 1 |

Double-Digit Reb. Games

| Name | Season | Career |
|--------|--------|--------|
| Goss | 6 | 7 |
| Hall | 1 | 10 |
| Ismail | 1 | 1 |
| McCall | 1 | 4 |

Double-Doubles

| Name | Season | Career |
|--------|--------|--------|
| Goss | 3 | 3 |
| Hall | 1 | 6 |
| Ismail | 1 | 1 |

Games Started

| Name | Season | Career |
|-------------|--------|--------|
| Goss | 17 | 17 |
| Hall | 16 | 79 |
| Ismail | 1 | 1 |
| Justice | 17 | 17 |
| McCall | 17 | 81 |
| Minnett | 0 | 4 |
| Rogers | 0 | 25 |
| Weatherford | 17 | 17 |

POLLS

| ASSOCIATED PRESS | | COACHES | |
|------------------|-------------------|----------------|-------------------|
| <i>Week 10</i> | | <i>Week 10</i> | |
| Rank | Team (1st) | Rank | Team (1st) |
| 1. | Duke (37) | 1. | Virginia (11) |
| 2. | Michigan (9) | 2. | Duke (8) |
| 3. | Tennessee (13) | 3. | Tennessee (6) |
| 4. | Virginia (5) | 4. | Michigan (6) |
| 5. | Gonzaga | 5. | Michigan State |
| 6. | Michigan State | 6. | Gonzaga |
| 7. | Kansas | 7. | Virginia Tech |
| 8. | Texas Tech | 8. | Texas Tech |
| 9. | Virginia Tech | 9. | Kansas |
| 10. | Nevada | 10. | Auburn |
| 11. | Auburn | 11. | Nevada |
| 12. | North Carolina | 12. | North Carolina |
| 13. | Florida State | 13. | Florida State |
| 14. | Mississippi State | 14. | Mississippi State |
| 15. | NC State | 15. | Houston |
| 16. | Ohio State | 16. | NC State |
| 17. | Houston | 17. | Ohio State |
| 18. | Kentucky | 18. | Kentucky |
| 19. | Buffalo | 19. | Marquette |
| 20. | Iowa State | 20. | Buffalo |
| 21. | Marquette | 21. | Iowa State |
| 22. | Indiana | 22. | Oklahoma |
| 23. | Oklahoma | 23. | St. John's |
| 24. | St. John's | 24. | Indiana |
| 25. | TCU | 25. | Iowa |

MID-MAJOR TOP 25

| <i>January 7</i> | | | | | |
|------------------|--------------------|--------|------|-------|------------------|
| Rk | Team (1st) | Record | Pts. | Prev. | Conf. |
| 1. | Gonzaga (31) | 14-2 | 775 | 1 | West Coast |
| 2. | Buffalo | 13-1 | 744 | 2 | Mid-American |
| 3. | UNC Greensboro | 14-2 | 657 | 4 | Southern |
| 4. | Murray State | 11-2 | 608 | 9 | Ohio Valley |
| 5. | Furman | 14-2 | 599 | 5 | Southern |
| 6. | Wofford | 12-4 | 595 | 8 | Southern |
| 7. | San Francisco | 14-2 | 582 | 10 | West Coast |
| 8. | Belmont | 10-3 | 527 | 6 | Ohio Valley |
| 9. | Toledo | 12-2 | 518 | 3 | Mid-American |
| 10. | Charleston | 13-3 | 472 | 7 | Colonial |
| 11. | Lipscomb | 10-4 | 442 | 11 | Atlantic Sun |
| 12. | UC Irvine | 12-4 | 365 | 15 | Big West |
| 13. | Hofstra | 13-3 | 325 | 22 | Colonial |
| 14. | ETSU | 13-4 | 289 | NR | Southern |
| 15. | Stony Brook | 13-3 | 276 | 16 | America East |
| 16. | Loyola Marymount | 13-3 | 268 | 12 | West Coast |
| 17. | Liberty | 12-4 | 258 | 20 | Atlantic Sun |
| 18. | Montana | 10-5 | 254 | 13 | Big Sky |
| 19. | New Mexico State | 11-4 | 212 | 14 | Western Athletic |
| 20. | Georgia State | 11-4 | 177 | NR | Sun Belt |
| 21. | South Dakota State | 12-6 | 176 | 17 | Summit |
| 22. | Kent State | 11-3 | 114 | 19 | Mid-American |
| 23. | NJIT | 13-3 | 105 | 25 | Atlantic Sun |
| 24. | Texas State | 12-3 | 76 | 21 | Sun Belt |
| 25. | Ball State | 10-4 | 75 | NR | Mid-American |

HORIZON LEAGUE PRESEASON POLLS

Pl. School (1st-place) - Votes

| | |
|-----|------------------------------|
| 1. | Wright State (25) - 377 |
| 2. | Northern Kentucky (10) - 356 |
| 3. | UIC (4) - 310 |
| 4. | Oakland - 239 |
| 5. | Green Bay - 238 |
| 6. | IUPUI - 188 |
| 7. | Cleveland State - 175 |
| 8. | Milwaukee (1) - 140 |
| 9. | Youngstown State - 104 |
| 10. | Detroit Mercy - 73 |

Preseason POTY: Drew McDonald, Northern Kentucky

First Team (alphabetical order by school)

Tyree Appleby, Cleveland State
Sandy Cohen III, Green Bay
Drew McDonald, Northern Kentucky
Marcus Ottey, UIC
Loudon Love, Wright State

Second Team (alphabetical order by school)

Kameron Hankerson, Green Bay
Jalen Tate, Northern Kentucky
Tarkus Ferguson, UIC
Mark Hughes, Wright State
Naz Bohannon, Youngstown State

HORIZON LEAGUE

| HORIZON LEAGUE STANDINGS | | |
|--------------------------|--------------------|-------------------|
| <i>through Jan. 10</i> | | |
| Team | Overall (Pct.) | HL (Pct.) |
| Detroit Mercy | 7-10 (.412) | 4-1 (.800) |
| Northern Ky. | 13-4 (.765) | 3-1 (.750) |
| Green Bay | 9-8 (.529) | 3-1 (.750) |
| Oakland | 7-11 (.389) | 3-2 (.600) |
| IUPUI | 10-7 (.588) | 2-2 (.500) |
| UIC | 8-9 (.471) | 2-2 (.500) |
| Wright State | 8-9 (.471) | 2-2 (.500) |
| Milwaukee | 7-10 (.412) | 2-2 (.500) |
| Youngstown State | 5-13 (.278) | 1-4 (.200) |
| Cleveland State | 5-13 (.278) | 0-5 (.000) |

UPCOMING SCHEDULE

| Date | Game | Time |
|------|----------------------------------|-------------|
| 1/11 | *Wright St. at Northern Ky. | 7pm |
| 1/12 | *Youngstown St. at IUPUI | 1pm |
| | *Milwaukee at Detroit Mercy | 1pm |
| | *Green Bay at Oakland | 3pm |
| | *Cleveland St. at UIC | 4:12pm |
| 1/17 | *Wright St. at Youngstown St. | 7pm |
| | *Northern Ky. at Cleveland St. | 7pm |
| | *IUPUI at Green Bay | 8pm |
| | *UIC at Milwaukee | 8pm |
| 1/19 | *UIC at Green Bay | 1pm |
| | *Oakland at Detroit Mercy | 2pm |
| | *Northern Ky. at Youngstown St. | 6pm |
| | *Wright St. at Cleveland St. | 7pm |
| | *IUPUI at Milwaukee | 7pm |
| 1/24 | *Oakland at IUPUI | 11am |
| | *Detroit Mercy at UIC | 7pm |
| | *Green Bay at Northern Ky. | 7pm |
| | *Milwaukee at Wright St. | 7pm |
| 1/26 | *Detroit Mercy at IUPUI | 1pm |
| | *Youngstown St. at Cleveland St. | 1pm |
| | *Oakland at UIC | 4:12pm |
| | *Milwaukee at Northern Ky. | 7pm |
| | *Green Bay at Wright St. | 7pm |
| 1/31 | *Cleveland St. at Detroit Mercy | 7pm |
| | *Youngstown St. at Oakland | 7pm |
| 2/1 | *Wright State at UIC | 7pm |
| | *Northern Ky. at IUPUI | 7pm |
| | *Milwaukee at Green Bay | 8pm |
| 2/2 | *Youngstown St. at Detroit Mercy | 1pm |
| | *Cleveland St. at Oakland | 3pm |
| 2/3 | *Wright St. at IUPUI | 1pm |
| | *Northern Ky. at UIC | 4:12pm |
| 2/7 | *Oakland at Wright St. | 7pm |
| | *Detroit Mercy at Northern Ky. | 7pm |
| | *Green Bay at Cleveland St. | 7pm |
| | *Milwaukee at Youngstown St. | 7pm |

| IUPUI IN HORIZON LEAGUE STATS | | |
|---|---------------|------------|
| <i>as of Jan. 10 [denotes NCAA ranking]</i> | | |
| Category | HL [Nat Rk.] | Stat |
| Scoring | 3rd [98th] | 78.3 ppg |
| Scoring Defense | 3rd | 73.1 ppg |
| Scoring Margin | 2nd | +5.2 ppg |
| Free Throw % | 4th | 70.4% |
| Field Goal % | 4th | 46.1% |
| Field Goal % Def | 4th | 43.7% |
| 3Pt Field Goal % | 8th | 34.1% |
| 3Pt Field Goal % Def | 5th | 33.4% |
| Rebounding Offense | 4th [112th] | 37.7 rpg |
| Rebounding Defense | 2nd | 33.2 rpg |
| Rebounding Margin | 2nd [103rd] | +4.5 rpg |
| Blocked Shots | t-6th | 2.9 bpg |
| Assists | 5th | 14.5 apg |
| Steals | 5th | 6.5 spg |
| Turnover Margin | 5th | +0.1 to/gm |
| Assist/TO Ratio | t-6th | 1.02 a/to |
| Offensive Rebounds | t-2nd [107th] | 11.5 rpg |
| Defensive Rebounds | 5th [148th] | 26.2 rpg |
| Defensive Reb. % | 3rd | 73.7% |
| Offensive Reb. % | 2nd | 32.6% |
| 3Pt Field Goals Made | 10th | 6.9/game |
| Home Attendance | 8th | 1,324/game |

Player Horizon [Nat'l Rk.] Stat

| | | |
|--------------------|--------|---------|
| Elyjah Goss | | |
| Rebounding | t-4th | 7.4 rpg |
| Def. Rebounds | 5th | 5.4 rpg |
| Blocked Shots | t-11th | 0.8 bpg |
| Off. Rebounds | t-7th | 2.0 rpg |

| | | |
|------------------|--------|---------|
| Evan Hall | | |
| Off. Rebounding | 3rd | 2.2 rpg |
| Blocked Shots | t-6th | 0.9 bpg |
| FG% | 9th | 49.3% |
| Rebounding | t-12th | 5.3 rpg |

| | | |
|---------------------|--------|---------|
| Ahmed Ismail | | |
| Rebounding | t-18th | 4.8 rpg |

| | | |
|-----------------------|------------|----------|
| Camron Justice | | |
| FT% | 2nd [37th] | 88.3% |
| Scoring | 3rd [31st] | 20.3 ppg |
| 3FG | 5th [98th] | 2.6/gm |

| | | |
|--------------------|--------|---------|
| D.J. McCall | | |
| Rebounding | t-12th | 5.3 rpg |
| Off. Rebounds | t-14th | 1.8 rpg |
| Def. Rebounding | t-15th | 3.5 rpg |

| | | |
|-----------------------|--------|----------|
| Jaylen Minnett | | |
| 3FG | t-11th | 2.2/gm |
| Scoring | 25th | 10.8 ppg |

| | | |
|--------------------------|-------|---------|
| Grant Weatherford | | |
| Steals | t-9th | 1.3 spg |
| FT% | 13th | 76.1% |

JAGS MAKE IT TWO STRAIGHT WITH WIN OVER CSU

IUPUI put six players in double-digits and sophomore Elyjah Goss had a career night as the Jaguars rolled past Cleveland State on Thursday night (Jan. 10), 90-74. Goss had a career-high 16 points and 13 boards for his third career double-double and IUPUI shot 59 percent from the field while holding the Vikings to just 43 percent. Camron Justice, D.J. McCall and Ahmed Ismail scored 13 each while Nick Rogers and Evan Hall added 12 and 10, respectively.

IUPUI led by just six early in the second half, but unloaded a 22-4 run to put the game away midway through the second stanza. The Jaguars' unselfishness led to 24 assists and the bigger Jags bullied their way to a 50-36 scoring advantage in the paint and a +18 margin on the glass (40-22), limiting Cleveland State to just 13 defensive boards. In fact, IUPUI had more offensive boards (15) than CSU had defensive boards (13).

Here are more notes on Thursday's victory:

- IUPUI shot 62 percent from the floor in the second half to close at 59 percent.

- No IUPUI player took more than nine shot attempts while seven different players had at least five attempts.

- McCall scored a season-high 13 points on 6-of-8 shooting.

- Ismail and Rogers combined to hit 9-of-12 shots off the Jaguars' bench as the IUPUI reserves scored 35 points.

- IUPUI limited CSU's Tyree Appleby to just seven points on 3-of-10 shooting and forced him into eight turnovers - the most by an IUPUI opponent this year.

- Justice scored in double-digits for the 16th straight game with 13 points and was one assist shy of tying his career-high of seven.

- IUPUI opened the game just 3-of-11 from the free throw line, but warmed to hit 13-of-14 to close at 64 percent.

MILESTONES

- Senior Evan Hall became the 15th player in IUPUI history to grab 500 career rebounds at UIC on Friday (Jan. 4). Fellow senior D.J. McCall is bearing down on that number with 461 in his career.

- Nick Rogers dished out the 100th assist of his IUPUI career at Wright State.

- Elyjah Goss grabbed his 200th rebound of his two-year career at NKU.

- Fifth-year senior D.J. McCall played his 2,500th career minute at NKU.

STREAKS

Justice has scored in double-digits in **16 straight games**.

Minnett has made a three in **20 straight games**, dating back to last season.

McCall has started **44 straight games**, dating back to last season.

INDICATORS

As the season wears on, two trends have become indicators as to how IUPUI will fare.

1.) IUPUI is 10-0 this season when shooting a higher percentage than their opponent. That number has been consistent under Gardner as IUPUI is 53-8 (.869) in his first seasons when shooting a higher percentage than their opponent.

2.) IUPUI is 7-0 this season when holding opponents to 70 points or less. In IUPUI wins, IUPUI holds foes to 39.5 percent and an average of 67.3 points per game. In IUPUI losses, foes are shooting better than 50 percent and scoring an average of 81 points per game.

GLASS EATERS

IUPUI has been strong on the glass all year long, outrebounding foes by 4.5 rebounds per game. However, the Jags have been particularly impressive on the glass to open league play, leading the league with a +8.8 margin in the opening four games, while limiting opponents to just 29 rebounds per game, also tops in the league. IUPUI is also tops in offensive rebounding percentage, grabbing 40 percent of its own misses.

DO IT INSIDE

Bucking the national trend, IUPUI relies heavily on the interior for points this season. The Jags average 35 points per game in the paint and also rank among the nation's leaders in free throws made.

In league play, IUPUI is hitting a league low 5.5 treys per game while the next lowest in the league is making 8.0 threes per game.

HEAVY HITTERS

IUPUI opened conference play with arguably the toughest opening schedule in Horizon League history, taking on the top three picks in the league's preseason polls, all on the road. The trio of Wright State, Northern Kentucky and UIC collected 39 of the 40 possible first-place votes and easily separated from the second tier of selections.

The Jaguars dropped the first two of the three-game stretch, losing at Northern Kentucky and Wright State, before rebounding to win at UIC last Friday (Jan. 4).

FREE MONEY

IUPUI enters play ranked 23rd in the country in free throws attempts (374) and 19th in free throws made (265). Junior Camron Justice is 28th in free throws made (81) and 58th in free throw attempts (92). Justice also ranks among the nation's top 40 in free throw percentage (88.0%).

Justice has done unprecedented damage at the free throw line already this season, boasting a pair of games with double-digit makes and no misses. He went 13-for-13 at Boston College, tying for the fourth most makes in a game in program history without a miss. He upped the ante against Bradley, hitting 15 without a miss, giving him the third highest total in school history without a miss (tops in the D1 era).

HE GO, WE GO - JUSTICE NOTES

In this instance, 'he' being Camron Justice. IUPUI is 7-3 this season when Justice

scores 20-or-better. Justice was recently the first IUPUI player to score 20-or-more in four straight games since Jan. 14-28, 2012 when Alex Young went for 27-27-26-22 in a four-game span.

-The Kentucky-native has led IUPUI in scoring in 13 of 16 games after being held to just nine points in the season opener. In that game, he had just nine points before he was ejected midway through the first half for tripping an opponent, which was called a flagrant 1 foul.

TURN BACK THE CLOCK

IUPUI got a skosh younger over the holiday break in terms of years of eligibility remaining. Grant Weatherford was awarded a clock extension from the NCAA in December, allowing him a sixth year in which to complete his four playing seasons - thus making him a sophomore eligibility-wise. IUPUI Associate AD for Compliance Laura Hue took the lead on applying for the successful waiver.

CALL ME ISMAIL

After a slow start to his IUPUI career, senior center Ahmed Ismail is now making his presence felt off the Jaguars' bench. Ismail scored just 10 points total in his first five IUPUI games, but is since averaging 9.6 points and 5.6 rebounds in the past 12 games while shooting 41-of-65 (63%) from the floor.

CLASS ACTS

Nine Jaguars were named to the department's Academic Advisor's List for the fall semester for earning a 3.0 GPA or better - Daniel Alston, Elyjah Goss, Jack Hansen, Jamil Jackson, Trevor Johnson, Jakoby Kemp, Brandon Kenyon, D.J. McCall and Grant Weatherford. Hansen notched a perfect 4.0 GPA during the fall semester.

BEST START SINCE...

The Jags' 8-3 start was the program's best start in head coach Jason Gardner's five seasons and best start since the 2009-10 season. That squad finished 25-11 overall and earned a spot in the CBI that season. This marks the first time Gardner has had IUPUI above .500 beyond the fourth game of any of his five seasons.

ROLLING ON DUBS

IUPUI has points-rebounds double-doubles from three different players this season as Elyjah Goss, Evan Hall and Ahmed Ismail have all pulled the trick. For perspective, IUPUI hasn't had three different players get double-doubles in a season since 2013-14 when four different players registered at least one (Marcellus Barksdale, Donovan Gibbs, Khufu Najee & Mitch Patton).

BLOW OUT THE CANDLES

Head coach Jason Gardner celebrated his 38th birthday in style, collecting his 50th career head coaching win at Boston College on November 14. The win was the Jaguars' first over an ACC opponent since 2001 and first over a Power 5 school since winning at Seton Hall in 2009.

Gardner is third on the program's all-time wins list at 56, but is a far cry from the top two in program history. Current Georgia State head coach Ron Hunter (275) and IUPUI Hall of Famer Bob Lovell (195) own the top two spots in program history.

SHARING THE WEALTH

IUPUI has had nine different players have hit for 10-or-more points at least once this season. Nick Rogers became the most recent player to tally double-digits, joining a group that includes Elyjah Goss, Evan Hall, Jack Hansen, Ahmed Ismail, Camron Justice, D.J. McCall, Jaylen Minnett and Grant Weatherford.

HOT BENCH

A staple under head coach Jason Gardner has been his teams' bench scoring as the IUPUI leader likes to play 9-10 players and use his bench frequently. Gardner's teams have matched or outscored the opposition's bench in 105 of 142 games (74 percent), including 14 of 17 games this season. All total, the IUPUI bench is averaging 29 points per game this season and outscoring opponents' benches by 10 points per game. The Jags' bench scored a season-high 66 points in the win over IU Northwest.

700 DAYS

IUPUI junior guard Camron Justice was 700 days removed from his last competitive basketball game when the Jags took the floor against Xavier. Justice played just more than a season at Vanderbilt before joining the IUPUI program prior to last fall and sitting the full season as a transfer. Prior to Xavier, Justice last played in a game on Dec. 6, 2016 when the Commodores defeated High Point.

Justice and Evan Hall were high school teammates at Knott County Central (Ky.) High School, helping the Patriots to four straight state tournament appearances. Justice finished his high school career with 3,588 points and 393 treys before being named the 2015 Kentucky Mr. Basketball.

POWER PLAYERS

Three members of the IUPUI roster have spent time at Power 5 universities prior to joining the IUPUI program. Camron Justice played two seasons at Vanderbilt prior to joining the Jaguars last season to sit out his year in residency. Grant Weatherford redshirted the 2015-16 as a true freshman at Purdue University before later attending Midland (Texas) College before coming to IUPUI. Sophomore Jakoby Kemp redshirted the 2016-17 season at Mizzou for Kim Anderson before transferring to Salt Lake Community College last season and joining the Jaguars this offseason.

BRAND NEW BENCH

With the abrupt departure of longtime Associate Head Coach Matt Crenshaw to

NEWS, NOTES & STORYLINES (CONT.)

Ball State in October, the Jaguars have nearly an entirely new bench this season. Matt Bringman enters his second season on the IUPUI sidelines while Matt Dunn joined the program from Northern Arizona in August. Former Anderson University player Isaac Loehle (pronounced LOCK-lee) joined the IUPUI program as Director of Operations in July after Senior Advisor Andy Fagan opted to leave the coaching ranks immediately after last season. Most recently, Byron Rimm II, who spent 10 years as head coach at Prairie View A&M, joined the staff as associate head coach.

NEW LOOK

Not only does IUPUI have a new look on the bench this season, the Jaguars also have a new apparel provider this season, having switched from Nike to adidas this summer. IUPUI will have three different uniform combinations - red on white at home, white on red on the road and an alternate red on black for road games as well.

LOOKING AHEAD

As he likes to do, Gardner has two Division I transfers waiting in the wings for next season in juniors Jamil Jackson (Southern Utah) and Marcus Burk (Campbell). Jackson, a native of Minneapolis, was limited to five games last season at Southern Utah, totaling 14 points and two boards. The year prior, he was an NJCAA honorable mention All-American at Williston State where he averaged 16.3 points and 6.4 rebounds per game.

Burk, an Indianapolis-native and graduate of Franklin Central, comes home after two successful seasons at Campbell University. The 6-foot-3 sharpshooter averaged 14.8 points per game last season while hitting 91-of-226 (40.3 percent) from three-point range. In two years at Campbell, Burk averaged 11.2 points per game and hit 158 treys at a 40.2 percent clip. As a senior at Franklin Central, he averaged 25.3 points, 5.7 rebounds and 2.7 assists per game.

Both will have two years of eligibility remaining, beginning next season.

NEW TOURNEY FORMAT

The Horizon League Tournament will take on a new format this season as only the top eight teams will make the postseason instead of the 10-team all comers event.

The quarterfinals round will be played on Mar. 5-6 on campus sites with the top four seeds getting to host games. From there, the semifinals and championship game will be played at Little Caesars Arena in Detroit, Mich., on Mar. 11-12.

PRODUCING PROS

This past offseason, Gardner saw three of his former players ink their first professional contracts at Aaron Brennan inked a deal with the Walter Tigers in Germany and Kellon Thomas followed suit, signing with the EVL Baskets Limburg in Germany. Maurice Kirby inked a deal with Club Sayago in Uruguay.

IUPUI has eight individuals playing professionally at this point, keyed by George Hill, who enters his 11th season in the NBA and second season with the Cleveland Cavaliers. He's started all six games to start this season and is averaging 12.3 points and 2.3 assists per game.

In addition, Darell Combs, Robert Glenn and Alex Young are all thriving overseas.

AT THE HORN

Winning games at the horn has been a staple of head coach Jason Gardner's squads. Since Gardner took over, IUPUI has won five games in the closing seconds, including three as time expired:

P.J. Boutte - 15' floater at the horn vs. Ball State (71-69 / Nov. 22, 2014)

Marcellus Barksdale - layup at the horn at IPFW (84-82 / Jan. 23, 2016)

Jordan Pickett - wing 3 with :02 vs. NDSU (73-72 / Jan. 31, 2016)

Darell Combs - wing J with :01.5 vs. SDSU (85-83 / Jan. 18, 2017)

Evan Hall - layup at the horn vs. Milwaukee (72-71 / Jan. 10, 2018)

IUPUI AT 50

IUPUI is currently amidst a 50th anniversary year with the official 50th anniversary landing on Jan. 26, 2019.

Founded in 1969, IUPUI is an urban campus in Indianapolis, the 15th largest city in the United States, with a population of 2 million in the metro area. The campus is just west of downtown, within walking distance of the state capitol and other governmental offices and the site of numerous nationally renowned businesses and art, sports, education, and health facilities.

In 1968, Dr. Maynard K. Hine, dean of the IU School of Dentistry began working with then Indianapolis Mayor Richard Lugar, IU President Joseph L. Sutton, Purdue President Frederick L. Hovde, and other forward-thinking community leaders to establish IUPUI in 1969 through the merger of the Indianapolis extension programs of both IU and Purdue. Some schools, however, were established before the merger, including the IU School of Medicine, IU School of Dentistry, IU Robert H. McKinney School of Law, IU School of Liberal Arts, and IU Herron School of Art.



UNIVERSITY QUICK FACTS

| | |
|-----------------------------------|---|
| Location | Indianapolis, Ind. |
| Founded | 1969 |
| Nickname | Jaguars |
| Colors | Red, gold & black |
| Enrollment | 30,690 |
| Affiliation | NCAA Division I |
| Conference | The Horizon League |
| Home Facility (Cap.) | Indiana Farmers Coliseum (6,800) |
| Chancellor | Dr. Nasser Paydar |
| Athletics Director | Dr. Roderick Perry |
| Website | www.IUPUIJags.com |
| Twitter | @IUPUIJaguars |
| Athletics Phone | (317) 278-5247 |
| Mailing Address | 1000 Waterway Blvd. Indianapolis, IN 46202 |

BASKETBALL HISTORY

| | |
|---|---------------------------|
| First Yr. of basketball | 1972 |
| Seasons of basketball | 47th |
| Seasons of Division I basketball | 21st |
| Division I (1998-pres.) Record | 259-285 (.476) |
| NCAA Appearances | 1 |
| Last NCAA Appearance | 2003 |
| Last Postseason Appearance | 2010 (CBI - Second Round) |

UNIVERSITY NOTES

ABOUT THE UNIVERSITY

IUPUI is a public research university located in downtown Indianapolis that is the result of a merger of the Purdue Indianapolis Extension Center (1946) and Indiana University Indianapolis (1916). The merger was completed in 1969 and athletics began in 1972.

The university offers more than 200 degree programs and boasts an enrollment over 30,000 (22,000 undergrad and 8,000 postgrad). The university also boasts an endowment of more than \$850 million.

The university is ranked among the Top 200 "National Universities" and ranked 7th for "Up and Coming Schools." U.S. News has ranked IUPUI among the nation's elite for 13 straight years.

All total, the campus covers 509 acres and is located along Indy's Cultural Trail.

IUPUI includes the nation's largest nursing school, the second largest medical school in the country, the only dental school in the state, and the country's oldest school of physical education. IUPUI is among the top 20 campuses in the nation for graduate professional degrees conferred

ATHLETIC PROWESS

IUPUI was a primary beneficiary of the 1987 Pan-American Games in Indianapolis and continues to boast some world renowned facilities.

The IU Natatorium is located on the IUPUI campus and is among the best swimming & diving facilities in the world. It has hosted the U.S. Olympic Team Trials four different times and 12 NCAA National Championship meets. In addition, the 2017 World Juniors were held at IUPUI and 16 world records have been set in the Natatorium water.

Adjacent west is the Michael A. Carroll Track & Soccer Stadium which has hosted several USA Outdoor Track & Field Championships and NCAA Championships, along with the 1988 US Olympic Trials. Florence Griffith-Joyner set the 100m world record of 10.49 on the track.

In basketball circles, IUPUI is best known as the long-time host of the Nike All-American Camp, which was held on campus for two decades. The nation's top prep players and coaches from every level converged on campus for two weeks each summer in what was considered the elite college recruiting event of the year. Alum included LeBron James, Chris Webber, Allen Iverson, Kevin Garnett, Jason Kidd and Paul Pierce, among many others.

GEORGE HILL

IUPUI's best known basketball alum is current NBAer George Hill, who is in his 11th year in the league this season. Hill was originally drafted by the San Antonio Spurs (1st rd., 26th overall) in 2008.

He's played for the Spurs (2008-11), Indiana Pacers (2011-16), Utah Jazz (2016-17), Sacramento Kings (2017-18), Cleveland Cavaliers (2018) and Milwaukee Bucks (2018-pres.). He's played in nearly 700 regular season games, making well over 400 career starts and averaging 11.6 points per game in his NBA career.

Entering this season, he's played in 102 career playoff games, starting 90 times and averaging 12.4 points per game.

HUNTER TO THE HALL

Longtime IUPUI head coach Ron Hunter was announced as part of the Jaguars' Hall of Fame Class of 2019 on Thursday, Nov. 29 and will officially be inducted in February. He is joined in this year's class by Elizabeth (Bourgeois) Schaller (swimming) and Kristi (O'Brien) Moster (golf).

Hunter guided the IUPUI basketball program from 1994-2011 and is the program's all-time leader in wins (275), winning percentage (.557), games coached (494), winning seasons (11) and 20-win seasons (4). He guided IUPUI to its only ever NCAA Division I NCAA Tournament appearance in 2003. Led by future NBAer George Hill, his 2007-08 team won a school record 26 games and two years later, his team went 25-11 and collected the program's first-ever Division I postseason win. He was a two-time league Coach of the Year and clearly elevated the program during his tenure.

He earned national acclaim for his work with Samaritan's Feet as the first in the country to coach a game in his bare feet in January 2008 to raise awareness for those in need. He later personally delivered shoes to individuals in Peru and Costa Rica. He collected numerous honors for his philanthropic work including being named a 2008 ABC News Person of the Year, the 2010 Indiana Pathfinder Award recipient and an NABC Guardians of the Game Pillar Award for Service.



2018-2019 MISCELLANEOUS STATISTICS

IUPUI'S RECORD WHEN...

| | '18-19 Overall | '18-19 Horizon | Under Gardner |
|-----------------------------|-------------------|-------------------|------------------|
| Home: | 6-1 | 1-0 | 36-19 |
| Away: | 2-6 | 1-2 | 19-60 |
| Neutral: | 2-0 | 0-0 | 3-5 |
| Overtime: | 0-0 | 0-0 | 5-6 |
| Lead @ Halftime: | 8-2 | 2-0 | 43-14 |
| Trail @ Halftime: | 2-5 | 0-2 | 11-66 |
| Tied @ Halftime: | 0-0 | 0-0 | 4-4 |
| Leading w/ 5:00 left: | 9-1 | 1-0 | 49-7 |
| Trailing w/ 5:00 left: | 1-6 | 1-2 | 4-73 |
| Tied w/ 5:00 left: | 0-0 | 0-0 | 5-4 |
| Shooting 50% or better: | 5-1 | 1-0 | 27-4 |
| Shooting 40-50%: | 3-3 | 0-2 | 27-38 |
| Shooting less than 40%: | 2-3 | 1-0 | 4-42 |
| Shooting better % than opp. | 10-0 | 2-0 | 53-8 |
| Shooting worse % than opp. | 1-7 | 0-2 | 5-76 |
| Scoring less than 60: | 0-0 | 0-0 | 3-28 |
| Score 60-69 pts: | 2-2 | 1-1 | 10-29 |
| Score 70-79 pts: | 2-5 | 0-1 | 20-20 |
| Score 80-89 pts: | 3-0 | 0-0 | 19-7 |
| Score 90+ pts: | 3-0 | 1-0 | 6-0 |
| Opp. scores less than 60: | 1-0 | 0-0 | 11-5 |
| Opp. scores 60-69 pts: | 6-0 | 1-0 | 24-15 |
| Opp. scores 70-79 pts: | 3-3 | 1-1 | 15-31 |
| Opp. scores 80-89 pts: | 0-3 | 0-0 | 8-22 |
| Opp. scores 90+ pts: | 0-1 | 0-1 | 0-11 |
| Commit less TO than opp. | 4-4 | 0-1 | 27-35 |
| Commit more TO than opp. | 6-3 | 2-1 | 28-46 |
| Commit same TO as opp. | 0-0 | 0-0 | 3-3 |
| Outrebound opponent: | 9-2 | 2-1 | 39-26 |
| Outrebounded: | 1-5 | 0-1 | 17-55 |
| Rebounding is equal: | 0-0 | 0-0 | 2-3 |
| Bench outscores opp.: | 8-4 | 1-2 | 50-48 |
| Bench is outscored: | 0-2 | 1-0 | 7-30 |
| Bench scoring is equal: | 1-1 | 0-0 | 1-7 |
| Hit more FT than opp.: | 7-2 | 1-0 | 36-16 |
| Hit less FT than opp.: | 3-5 | 1-2 | 21-65 |
| Hit same FT as opp.: | 0-0 | 0-0 | 1-3 |
| Hit more 3's than opp.: | 4-2 | 1-0 | 26-30 |
| Hit less 3's than opp.: | 3-3 | 1-2 | 23-41 |
| Hit same 3's as opp.: | 3-2 | 0-0 | 9-13 |
| Decided by 5 pts or less: | 1-1 | 1-0 | 22-20 |
| Decided by 6-10 points: | 2-4 | 0-1 | 10-26 |
| Decided by 10+ points: | 7-2 | 1-1 | 28-38 |
| In home whites: | 6-1 | 1-0 | 37-19 |
| In road blacks: | 1-4 | 0-1 | 5-27 |
| In road reds: | 3-2 | 1-1 | 16-38 |
| 7 in double-digits: | 0-0 | 0-0 | 1-0 |
| 6 in double-digits: | 1-0 | 1-0 | 2-0 |
| 5 in double-digits: | 1-1 | 0-1 | 6-4 |
| 4 in double-digits: | 1-1 | 0-0 | 16-9 |
| 3 in double-digits: | 4-3 | 0-1 | 17-27 |
| 2 in double-digits: | 3-2 | 1-0 | 14-36 |
| 1 in double-digits: | 0-0 | 0-0 | 2-6 |
| 0 in double-digits: | 0-0 | 0-0 | 0-2 |
| On Mondays: | 0-0 | 0-0 | 3-8 |
| On Tuesdays: | 0-2 | 0-0 | 3-12 |
| On Wednesdays: | 3-0 | 0-0 | 10-9 |
| On Thursdays: | 2-0 | 1-0 | 6-12 |
| On Fridays: | 2-3 | 1-1 | 10-9 |
| On Saturdays: | 3-1 | 0-0 | 22-26 |
| On Sundays: | 0-1 | 0-1 | 4-9 |
| In November: | 5-2 | 0-0 | 13-19 |
| In December: | 3-5 | 0-2 | 13-27 |
| In January: | 2-0 | 2-0 | 19-16 |
| In February: | 0-0 | 0-0 | 12-18 |
| In March: | 0-0 | 0-0 | 1-4 |

TIMES LED

GAMES WITH

TOTAL

| Player | Pts. | Reb. | Ast. | Stl. | Blk. | 10+ Pts. | 20+ Pts. | 10+ Reb. | 3+ Ast. | 3+ Blk. | 3+ Stl. | 3+ 3's | Dunks | Dbl-Dbls |
|----------------|-------|-------|------|------|------|-------------|-------------|-------------|------------|------------|------------|-----------|-------|----------|
| 0-Minnett | 3/6 | 0/0 | 3/5 | 4/5 | 0/1 | 9/16 | 2/2 | 0/0 | 4/5 | 0/0 | 1/1 | 5/11 | 0/0 | 0/0 |
| 2-Kemp | 0/0 | 0/0 | 0/0 | 0/0 | 0/0 | 0/0 | 0/0 | 0/0 | 0/0 | 0/0 | 0/0 | 0/0 | 1/1 | 0/0 |
| 4-Hansen | 0/0 | 0/0 | 1/1 | 0/0 | 1/1 | 1/1 | 0/0 | 0/0 | 0/0 | 0/0 | 0/0 | 0/0 | 0/0 | 0/0 |
| 5-Justice | 13/13 | 0/0 | 7/7 | 6/6 | 0/0 | 16/16 | 10/10 | 0/0 | 8/8 | 0/0 | 1/1 | 8/8 | 0/0 | 0/0 |
| 10-Rogers | 0/0 | 0/0 | 2/17 | 2/4 | 0/1 | 3/6 | 0/0 | 0/0 | 5/20 | 0/0 | 0/0 | 1/2 | 1/3 | 0/0 |
| 11-Kenyon | 0/0 | 0/0 | 0/0 | 0/0 | 0/0 | 0/0 | 0/0 | 0/0 | 0/0 | 0/0 | 0/0 | 0/0 | 2/2 | 0/0 |
| 15-Ismael | 0/0 | 1/1 | 1/1 | 0/0 | 5/5 | 7/7 | 0/0 | 1/1 | 2/2 | 0/0 | 0/0 | 0/0 | 3/3 | 1/1 |
| 22-McCall | 0/6 | 5/19 | 5/20 | 3/27 | 2/11 | 3/16 | 0/2 | 1/4 | 5/22 | 0/0 | 3/10 | 0/3 | 14/36 | 0/0 |
| 23-Weatherford | 0/0 | 1/1 | 7/7 | 7/7 | 0/0 | 4/4 | 1/1 | 0/0 | 9/9 | 0/0 | 2/2 | 0/0 | 0/0 | 0/0 |
| 24-Hall | 0/3 | 2/27 | 2/3 | 2/11 | 7/36 | 6/30 | 0/2 | 1/10 | 2/5 | 1/5 | 1/2 | 0/0 | 8/19 | 1/6 |
| 25-Johnson | 0/0 | 1/1 | 0/0 | 0/0 | 0/0 | 0/0 | 0/0 | 0/0 | 1/1 | 0/0 | 0/0 | 0/0 | 0/0 | 0/0 |
| 32-Goss | 1/1 | 11/14 | 1/2 | 3/6 | 9/13 | 6/7 | 0/0 | 6/7 | 1/2 | 0/1 | 0/0 | 0/0 | 20/34 | 3/3 |
| 55-Alston | 0/0 | 0/0 | 0/0 | 0/0 | 0/0 | 0/0 | 0/0 | 0/0 | 0/0 | 0/0 | 0/0 | 0/0 | 0/0 | 0/0 |

totals listed by season/career

SPECIALTY STATS (IUPUI/OPP)

PP = Points in the Paint; POT = Points off Turnover; 2nd = 2nd Chance Points; BP = Bench Points

| Opponent | Result | PP | POT | 2nd | BP | Lead | Largest | Lead | Changes | Ties |
|----------------------|-----------|-----------|-----------|---------|-----------|------|---------|------|---------|------|
| #Central State | W, 86-52 | 30/10 | 19/8 | 10/1 | 46/21 | 39 | --- | 0 | 0 | 0 |
| at Xavier | L, 69-82 | 16/36 | 10/19 | 4/11 | 41/14 | 2 | 18 | 2 | 2 | 2 |
| Eastern Illinois | W, 71-65 | 22/24 | 11/12 | 11/11 | 20/10 | 14 | 2 | 4 | 4 | 4 |
| at Boston College | W, 76-69 | 26/20 | 22/13 | 12/8 | 16/8 | 7 | 14 | 6 | 5 | 5 |
| at Richmond | L, 70-78 | 38/38 | 18/18 | 7/2 | 18/0 | 13 | 14 | 3 | 1 | 1 |
| vs. St. Francis (NY) | W, 68-48 | 40/24 | 21/10 | 8/2 | 19/18 | 21 | --- | 0 | 0 | 0 |
| vs. Grambling St. | W, 80-69 | 32/28 | 24/15 | 12/9 | 31/29 | 23 | 3 | 6 | 2 | 2 |
| Bradley | W, 85-73 | 36/26 | 6/21 | 5/6 | 24/28 | 15 | 1 | 4 | 2 | 2 |
| Ball State | L, 75-85 | 36/36 | 23/24 | 12/14 | 24/24 | 3 | 12 | 9 | 2 | 2 |
| IU Kokomo | W, 95-64 | 44/30 | 18/10 | 17/9 | 46/36 | 34 | 3 | 4 | 6 | 6 |
| IU Northwest | W, 116-79 | 56/28 | 19/14 | 8/11 | 66/11 | 37 | --- | 0 | 0 | 0 |
| Western Illinois | W, 82-68 | 32/28 | 18/9 | 8/10 | 24/14 | 14 | 9 | 9 | 9 | 9 |
| at Purdue Fort Wayne | L, 77-87 | 30/34 | 17/12 | 6/9 | 23/23 | 10 | 13 | 1 | 0 | 0 |
| at Morehead State | L, 70-74 | 34/32 | 20/10 | 10/14 | 22/16 | 6 | 15 | 8 | 3 | 3 |
| at Northern Ky. | L, 77-92 | 42/34 | 26/14 | 9/15 | 41/24 | 2 | 22 | 1 | 1 | 1 |
| at Wright State | L, 64-72 | 36/36 | 8/20 | 11/2 | 23/26 | 4 | 13 | 1 | 2 | 2 |
| at UIC | W, 66-64 | 20/18 | 9/16 | 8/3 | 15/11 | 11 | 4 | 4 | 4 | 4 |
| Cleveland St. | W, 90-74 | 50/36 | 13/30 | 14/11 | 35/41 | 24 | 3 | 4 | 2 | 2 |
| Youngstown St. | | | | | | | | | | |
| at Green Bay | | | | | | | | | | |
| at Milwaukee | | | | | | | | | | |
| Oakland | | | | | | | | | | |
| Detroit Mercy | | | | | | | | | | |
| Northern Ky. | | | | | | | | | | |
| Wright State | | | | | | | | | | |
| UIC | | | | | | | | | | |
| at Youngstown St. | | | | | | | | | | |
| at Cleveland St. | | | | | | | | | | |
| Milwaukee | | | | | | | | | | |
| Green Bay | | | | | | | | | | |
| at Detroit Mercy | | | | | | | | | | |
| at Oakland | | | | | | | | | | |
| HL Quarters | | | | | | | | | | |
| HL Semis | | | | | | | | | | |
| HL Championship | | | | | | | | | | |
| Season Highs | | 56/38 | 26/30 | 17/15 | 66/41 | 34 | 22 | 9 | 6 | 6 |
| Season Lows | | 16/18 | 6/9 | 4/2 | 15/0 | - | - | - | - | - |
| Totals | | 590/508 | 283/267 | 162/147 | 488/333 | - | - | 66 | 45 | 45 |
| Averages | | 34.7/29.9 | 16.6/15.7 | 9.5/8.6 | 28.7/19.6 | - | - | 3.9 | 2.6 | 2.6 |

WIN/LOSS MARGINS

| | | | | | | | | | | | | | | |
|--------|---|---|---|---|---|---|---|---|---|----|-------|-------|-------|-----|
| Wins | 1 | | | | | 1 | 1 | | | | 3 | 2 | | 2 |
| Margin | 1 | 2 | 3 | 4 | 5 | 6 | 7 | 8 | 9 | 10 | 11-15 | 16-20 | 21-29 | 30+ |
| Losses | | | | 1 | | | | 2 | | 2 | 2 | | | |

2018-2019 IUPUI STATISTICS

IUPUI Basketball IUPUI Combined Team Statistics (as of Jan 10, 2019) All games



| RECORD: | OVERALL | HOME | AWAY | NEUTRAL |
|----------------|---------|------|------|---------|
| ALL GAMES | 10-7 | 6-1 | 2-6 | 2-0 |
| CONFERENCE | 2-2 | 1-0 | 1-2 | 0-0 |
| NON-CONFERENCE | 8-5 | 5-1 | 1-4 | 2-0 |

| # | Player | gp-gs | min | avg | Total | | 3-Point | | F-Throw | | Rebounds | | | | pf | dq | a | to | blk | stl | pts | avg |
|----------------|------------------|-------|------|------|----------|-------|---------|------|---------|------|----------|-----|-----|-----|-----|----|-----|-----|-----|-----|------|------|
| | | | | | fg-fga | fg% | 3fg-fga | 3fg% | ft-fa | ft% | off | def | tot | avg | | | | | | | | |
| 05 | JUSTICE, Camron | 17-17 | 525 | 30.9 | 109-237 | .460 | 44-122 | .361 | 83-94 | .883 | 6 | 42 | 48 | 2.8 | 39 | 2 | 47 | 40 | 0 | 17 | 345 | 20.3 |
| 00 | MINNETT, Jaylen | 17-0 | 376 | 22.1 | 62-172 | .360 | 38-116 | .328 | 21-26 | .808 | 5 | 27 | 32 | 1.9 | 24 | 0 | 27 | 21 | 0 | 14 | 183 | 10.8 |
| 24 | HALL, Evan | 16-16 | 342 | 21.4 | 67-136 | .493 | 0-0 | .000 | 14-50 | .280 | 35 | 49 | 84 | 5.3 | 51 | 2 | 19 | 35 | 15 | 10 | 148 | 9.3 |
| 32 | GOSS, Elyjah | 17-17 | 416 | 24.5 | 50-92 | .543 | 5-15 | .333 | 29-41 | .707 | 34 | 91 | 125 | 7.4 | 29 | 0 | 18 | 14 | 14 | 13 | 134 | 7.9 |
| 15 | ISMAIL, Ahmed | 17-1 | 275 | 16.2 | 43-73 | .589 | 1-2 | .500 | 38-58 | .655 | 24 | 58 | 82 | 4.8 | 48 | 2 | 11 | 29 | 9 | 2 | 125 | 7.4 |
| 23 | WEATHERFORD, Gra | 17-17 | 454 | 26.7 | 38-77 | .494 | 5-12 | .417 | 35-46 | .761 | 12 | 35 | 47 | 2.8 | 51 | 3 | 47 | 25 | 1 | 22 | 116 | 6.8 |
| 22 | McCALL, D.J. | 17-17 | 459 | 27.0 | 39-90 | .433 | 3-10 | .300 | 16-26 | .615 | 30 | 60 | 90 | 5.3 | 35 | 0 | 38 | 33 | 4 | 18 | 97 | 5.7 |
| 10 | ROGERS, Nick | 17-0 | 263 | 15.5 | 29-55 | .527 | 13-32 | .406 | 20-27 | .741 | 6 | 15 | 21 | 1.2 | 19 | 0 | 24 | 22 | 0 | 8 | 91 | 5.4 |
| 02 | KEMP, Jakoby | 4-0 | 18 | 4.5 | 5-5 | 1.000 | 0-0 | .000 | 5-6 | .833 | 1 | 3 | 4 | 1.0 | 1 | 0 | 1 | 2 | 1 | 1 | 15 | 3.8 |
| 04 | HANSEN, Jack | 17-0 | 197 | 11.6 | 16-51 | .314 | 9-30 | .300 | 14-16 | .875 | 10 | 24 | 34 | 2.0 | 27 | 0 | 10 | 9 | 3 | 3 | 55 | 3.2 |
| 11 | KENYON, Brandon | 7-0 | 42 | 6.0 | 6-16 | .375 | 0-4 | .000 | 6-9 | .667 | 2 | 6 | 8 | 1.1 | 6 | 1 | 1 | 1 | 2 | 2 | 18 | 2.6 |
| 55 | ALSTON, Daniel | 4-0 | 8 | 2.0 | 1-2 | .500 | 0-1 | .000 | 0-0 | .000 | 0 | 1 | 1 | 0.3 | 0 | 0 | 0 | 2 | 0 | 0 | 2 | 0.5 |
| 25 | JOHNSON, Trevor | 6-0 | 26 | 4.3 | 1-5 | .200 | 0-2 | .000 | 0-0 | .000 | 0 | 7 | 7 | 1.2 | 2 | 0 | 4 | 3 | 1 | 0 | 2 | 0.3 |
| Team | | | | | | | | | | | 31 | 27 | 58 | | | | 6 | | | | | |
| Total..... | | 0 | 3401 | | 466-1011 | .461 | 118-346 | .341 | 281-399 | .704 | 196 | 445 | 641 | 0.0 | 332 | 10 | 247 | 242 | 50 | 110 | 1331 | 0.0 |
| Opponents..... | | 0 | 3401 | | 431-987 | .437 | 124-371 | .334 | 257-362 | .710 | 159 | 405 | 564 | 0.0 | 330 | 10 | 214 | 240 | 70 | 113 | 1243 | 0.0 |

| TEAM STATISTICS | IUPUI | OPP |
|------------------------|----------|---------|
| SCORING | 1331 | 1243 |
| Points per game | 78.3 | 73.1 |
| Scoring margin | +5.2 | - |
| FIELD GOALS-ATT | 466-1011 | 431-987 |
| Field goal pct | .461 | .437 |
| 3 POINT FG-ATT | 118-346 | 124-371 |
| 3-point FG pct | .341 | .334 |
| 3-pt FG made per game | 6.9 | 7.3 |
| FREE THROWS-ATT | 281-399 | 257-362 |
| Free throw pct | .704 | .710 |
| F-Throws made per game | 16.5 | 15.1 |
| REBOUNDS | 641 | 564 |
| Rebounds per game | 37.7 | 33.2 |
| Rebounding margin | +4.5 | - |
| ASSISTS | 247 | 214 |
| Assists per game | 14.5 | 12.6 |
| TURNOVERS | 242 | 240 |
| Turnovers per game | 14.2 | 14.1 |
| Turnover margin | -0.1 | - |
| Assist/turnover ratio | 1.0 | 0.9 |
| STEALS | 110 | 113 |
| Steals per game | 6.5 | 6.6 |
| BLOCKS | 50 | 70 |
| Blocks per game | 2.9 | 4.1 |
| ATTENDANCE | 9268 | 34061 |
| Home games-Avg/Game | 7-1324 | 8-4064 |
| Neutral site-Avg/Game | - | 2-772 |

| Date | Opponent | | Score | Att. |
|-------------|-------------------------|---|--------|-------|
| 11/06/18 | at Xavier | L | 69-82 | 10224 |
| 11/10/18 | EASTERN ILL. | W | 71-65 | 1350 |
| \$ 11/14/18 | at Boston College | W | 76-69 | 3244 |
| \$ 11/16/18 | at Richmond | L | 70-78 | 5015 |
| & 11/23/18 | vs St. Francis Brooklyn | W | 68-48 | 910 |
| & 11/24/18 | vs Grambling State | W | 80-69 | 635 |
| 11/28/18 | BRADLEY | W | 85-73 | 1383 |
| 12/01/18 | BALL ST. | L | 75-85 | 2150 |
| 12/06/18 | IND.-KOKOMO | W | 95-64 | 1287 |
| 12/12/18 | IND.-NORTHWEST | W | 116-79 | 927 |
| 12/15/18 | WESTERN ILL. | W | 82-68 | 980 |
| 12/18/18 | at Purdue Fort Wayne | L | 77-87 | 1984 |
| 12/21/18 | at Morehead State | L | 70-74 | 2874 |
| * 12/28/18 | at Northern Ky. | L | 77-92 | 3303 |
| * 12/30/18 | at Wright State | L | 64-72 | 3795 |
| * 01/04/19 | at UIC | W | 66-64 | 2077 |
| * 01/10/19 | CLEVELAND ST. | W | 90-74 | 1191 |

\$ = Fort Myers Tip-Off (campus sites)
 & - Fort Myers Tip-Off (Niagara, N.Y.)
 * = Horizon League game

| Score by Periods | 1st | 2nd | Totals |
|------------------|-----|-----|--------|
| IUPUI | 641 | 690 | 1331 |
| Opponents | 611 | 632 | 1243 |

2018-2019 IUPUI HORIZON LEAGUE ONLY STATISTICS

IUPUI Basketball IUPUI Combined Team Statistics (as of Jan 10, 2019) Conference games only



| RECORD: | OVERALL | HOME | AWAY | NEUTRAL |
|----------------|---------|------|------|---------|
| ALL GAMES | 2-2 | 1-0 | 1-2 | 0-0 |
| CONFERENCE | 2-2 | 1-0 | 1-2 | 0-0 |
| NON-CONFERENCE | 0-0 | 0-0 | 0-0 | 0-0 |

| # | Player | gp-gs | min | avg | Total | | 3-Point | | F-Throw | | Rebounds | | | | pf | dq | a | to | blk | stl | pts | avg |
|----------------|------------------|-------|-----|------|---------|------|---------|-------|---------|------|----------|-----|-----|------|----|----|----|----|-----|-----|-----|------|
| | | | | | fg-fga | fg% | 3fg-fga | 3fg% | ft-fa | ft% | off | def | tot | avg | | | | | | | | |
| 05 | JUSTICE, Camron | 4-4 | 130 | 32.5 | 24-52 | .462 | 8-23 | .348 | 16-18 | .889 | 2 | 11 | 13 | 3.3 | 10 | 0 | 14 | 14 | 0 | 4 | 72 | 18.0 |
| 24 | HALL, Evan | 4-4 | 86 | 21.5 | 18-35 | .514 | 0-0 | .000 | 2-8 | .250 | 6 | 13 | 19 | 4.8 | 16 | 1 | 6 | 7 | 0 | 2 | 38 | 9.5 |
| 00 | MINNETT, Jaylen | 4-0 | 80 | 20.0 | 10-33 | .303 | 9-26 | .346 | 8-11 | .727 | 1 | 7 | 8 | 2.0 | 5 | 0 | 5 | 3 | 0 | 2 | 37 | 9.3 |
| 15 | ISMAIL, Ahmed | 4-0 | 75 | 18.8 | 14-22 | .636 | 0-1 | .000 | 7-13 | .538 | 8 | 11 | 19 | 4.8 | 8 | 0 | 3 | 6 | 2 | 1 | 35 | 8.8 |
| 10 | ROGERS, Nick | 4-0 | 76 | 19.0 | 11-19 | .579 | 2-7 | .286 | 9-11 | .818 | 5 | 2 | 7 | 1.8 | 7 | 0 | 6 | 7 | 0 | 4 | 33 | 8.3 |
| 32 | GOSS, Elyjah | 4-4 | 94 | 23.5 | 10-19 | .526 | 0-1 | .000 | 9-12 | .750 | 9 | 24 | 33 | 8.3 | 9 | 0 | 7 | 5 | 3 | 4 | 29 | 7.3 |
| 22 | McCALL, D.J. | 4-4 | 101 | 25.3 | 10-20 | .500 | 1-1 | 1.000 | 3-4 | .750 | 6 | 17 | 23 | 5.8 | 10 | 0 | 5 | 9 | 1 | 2 | 24 | 6.0 |
| 23 | WEATHERFORD, Gra | 4-4 | 115 | 28.8 | 7-20 | .350 | 2-5 | .400 | 4-5 | .800 | 3 | 4 | 7 | 1.8 | 16 | 2 | 10 | 9 | 0 | 7 | 20 | 5.0 |
| 04 | HANSEN, Jack | 4-0 | 38 | 9.5 | 2-8 | .250 | 0-4 | .000 | 5-6 | .833 | 3 | 2 | 5 | 1.3 | 5 | 0 | 2 | 1 | 0 | 1 | 9 | 2.3 |
| 11 | KENYON, Brandon | 1-0 | 1 | 1.0 | 0-1 | .000 | 0-1 | .000 | 0-0 | .000 | 0 | 0 | 0 | 0.0 | 0 | 0 | 0 | 0 | 0 | 0 | 0 | 0.0 |
| 02 | KEMP, Jakoby | 1-0 | 1 | 1.0 | 0-0 | .000 | 0-0 | .000 | 0-0 | .000 | 0 | 0 | 0 | 0.0 | 0 | 0 | 0 | 0 | 0 | 0 | 0 | 0.0 |
| 55 | ALSTON, Daniel | 1-0 | 1 | 1.0 | 0-0 | .000 | 0-0 | .000 | 0-0 | .000 | 0 | 1 | 1 | 1.0 | 0 | 0 | 0 | 1 | 0 | 0 | 0 | 0.0 |
| 25 | JOHNSON, Trevor | 2-0 | 3 | 1.5 | 0-1 | .000 | 0-0 | .000 | 0-0 | .000 | 0 | 0 | 0 | 0.0 | 0 | 0 | 0 | 1 | 0 | 0 | 0 | 0.0 |
| Team | | | | | | | | | | | 11 | 5 | 16 | | | | | 3 | | | | |
| Total..... | | 4 | 801 | | 106-230 | .461 | 22-69 | .319 | 63-88 | .716 | 54 | 97 | 151 | 37.8 | 86 | 3 | 58 | 66 | 6 | 27 | 297 | 74.2 |
| Opponents..... | | 4 | 801 | | 100-224 | .446 | 32-90 | .356 | 70-89 | .787 | 35 | 81 | 116 | 29.0 | 72 | 1 | 63 | 50 | 18 | 31 | 302 | 75.5 |

| TEAM STATISTICS | IUPUI | OPP |
|------------------------|---------|---------|
| SCORING | 297 | 302 |
| Points per game | 74.2 | 75.5 |
| Scoring margin | -1.2 | - |
| FIELD GOALS-ATT | 106-230 | 100-224 |
| Field goal pct | .461 | .446 |
| 3 POINT FG-ATT | 22-69 | 32-90 |
| 3-point FG pct | .319 | .356 |
| 3-pt FG made per game | 5.5 | 8.0 |
| FREE THROWS-ATT | 63-88 | 70-89 |
| Free throw pct | .716 | .787 |
| F-Throws made per game | 15.8 | 17.5 |
| REBOUNDS | 151 | 116 |
| Rebounds per game | 37.8 | 29.0 |
| Rebounding margin | +8.8 | - |
| ASSISTS | 58 | 63 |
| Assists per game | 14.5 | 15.8 |
| TURNOVERS | 66 | 50 |
| Turnovers per game | 16.5 | 12.5 |
| Turnover margin | -4.0 | - |
| Assist/turnover ratio | 0.9 | 1.3 |
| STEALS | 27 | 31 |
| Steals per game | 6.8 | 7.8 |
| BLOCKS | 6 | 18 |
| Blocks per game | 1.5 | 4.5 |
| ATTENDANCE | 1191 | 9175 |
| Home games-Avg/Game | 1-1191 | 3-3058 |
| Neutral site-Avg/Game | - | 0-0 |

| Date | Opponent | Score | Att. |
|------------|-----------------|---------|------|
| * 12/28/18 | at Northern Ky. | L 77-92 | 3303 |
| * 12/30/18 | at Wright State | L 64-72 | 3795 |
| * 01/04/19 | at UIC | W 66-64 | 2077 |
| * 01/10/19 | CLEVELAND ST. | W 90-74 | 1191 |

\$ = Fort Myers Tip-Off (campus sites)
& - Fort Myers Tip-Off (Niagara, N.Y.)
* = Horizon League game

SIGNING DAY

IUPUI inked three during the early signing period as all three will be true freshmen ,beginning next season.

Mike DePersia (Cherry Hill, N.J./Haddonfield HS)

-5-foot-10 guard helped Haddonfield to a New Jersey Group 2 state championship as a junior. Averaged better than 13 points per game as a junior and has amassed more than 1,000 points in his high school career.

Calvin Temple (Olive Branch, Miss./Center Hill HS)

-6-foot-1 guard averaged 13.1 points and shot 46 percent from three as a junior at Aspire (Ky.) Academy. This season, he's helped Center Hill (Miss.) High School to a 4-0 start while averaging 22.5 points, 5.0 rebounds and 6.0 assists per game. He was named to the Clarion Ledger's Dandy Dozen before the season, touting the top 12 players from the state of Mississippi.

Taeivon White (Prosper, Texas/Prosper HS/Pro Holmes Sports Academy)

-6-foot-7 forward averaged 6.5 points and 7.0 rebounds per game as a senior at Prosper (Texas) High School, earning first team all-district honors. He now attends Pro Holmes Sports (Fla.) Academy as a postgraduate prep.

| Score by Periods | 1st | 2nd | Totals |
|------------------|-----|-----|--------|
| IUPUI | 130 | 167 | 297 |
| Opponents | 142 | 160 | 302 |

2018-2019 STATISTICAL SPLITS

Wins (10 total)

| # | Player | gp-gs | min | avg | Total | | 3-Point | | F-Throw | | Rebounds | | | | pf | dq | a | to | blk | stl | pts | avg |
|----------------|------------------|-------|------|------|---------|-------|---------|-------|---------|-------|----------|-----|-----|------|-----|----|-----|-----|-----|-----|-----|------|
| | | | | | fg-fga | fg% | 3fg-fga | 3fg% | ft-fa | ft% | off | def | tot | avg | | | | | | | | |
| 05 | JUSTICE, Camron | 10-10 | 311 | 31.1 | 66-137 | .482 | 30-73 | .411 | 58-62 | .935 | 4 | 27 | 31 | 3.1 | 16 | 0 | 34 | 23 | 0 | 9 | 220 | 22.0 |
| 24 | HALL, Evan | 10-10 | 218 | 21.8 | 45-86 | .523 | 0-0 | .000 | 8-33 | .242 | 22 | 35 | 57 | 5.7 | 31 | 1 | 10 | 21 | 11 | 4 | 98 | 9.8 |
| 32 | GOSS, Elyjah | 10-10 | 255 | 25.5 | 36-61 | .590 | 4-10 | .400 | 21-25 | .840 | 22 | 61 | 83 | 8.3 | 23 | 0 | 11 | 9 | 7 | 7 | 97 | 9.7 |
| 00 | MINNETT, Jaylen | 10-0 | 203 | 20.3 | 32-81 | .395 | 18-55 | .327 | 14-17 | .824 | 1 | 18 | 19 | 1.9 | 14 | 0 | 16 | 11 | 0 | 6 | 96 | 9.6 |
| 15 | ISMAIL, Ahmed | 10-0 | 153 | 15.3 | 32-53 | .604 | 1-1 | 1.000 | 24-37 | .649 | 17 | 36 | 53 | 5.3 | 26 | 1 | 11 | 12 | 8 | 2 | 89 | 8.9 |
| 22 | McCALL, D.J. | 10-10 | 265 | 26.5 | 24-50 | .480 | 3-7 | .429 | 15-21 | .714 | 20 | 35 | 55 | 5.5 | 20 | 0 | 23 | 24 | 2 | 7 | 66 | 6.6 |
| 10 | ROGERS, Nick | 10-0 | 165 | 16.5 | 17-34 | .500 | 10-24 | .417 | 14-20 | .700 | 1 | 10 | 11 | 1.1 | 8 | 0 | 13 | 14 | 0 | 6 | 58 | 5.8 |
| 23 | WEATHERFORD, Gra | 10-10 | 251 | 25.1 | 16-30 | .533 | 2-4 | .500 | 18-24 | .750 | 5 | 17 | 22 | 2.2 | 30 | 2 | 36 | 18 | 1 | 14 | 52 | 5.2 |
| 02 | KEMP, Jakoby | 4-0 | 18 | 4.5 | 5-5 | 1.000 | 0-0 | .000 | 5-6 | .833 | 1 | 3 | 4 | 1.0 | 1 | 0 | 1 | 2 | 1 | 1 | 15 | 3.8 |
| 04 | HANSEN, Jack | 10-0 | 103 | 10.3 | 8-28 | .286 | 4-16 | .250 | 3-3 | 1.000 | 3 | 16 | 19 | 1.9 | 11 | 0 | 5 | 6 | 1 | 0 | 23 | 2.3 |
| 11 | KENYON, Brandon | 6-0 | 26 | 4.3 | 4-11 | .364 | 0-3 | .000 | 3-6 | .500 | 2 | 5 | 7 | 1.2 | 1 | 0 | 1 | 0 | 2 | 2 | 11 | 1.8 |
| 55 | ALSTON, Daniel | 4-0 | 8 | 2.0 | 1-2 | .500 | 0-1 | .000 | 0-0 | .000 | 0 | 1 | 1 | 0.3 | 0 | 0 | 0 | 2 | 0 | 0 | 2 | 0.5 |
| 25 | JOHNSON, Trevor | 4-0 | 24 | 6.0 | 1-5 | .200 | 0-2 | .000 | 0-0 | .000 | 0 | 7 | 7 | 1.8 | 2 | 0 | 4 | 3 | 1 | 0 | 2 | 0.5 |
| Team | | | | | | | | | | | 15 | 18 | 33 | | | | 5 | | | | | |
| Total..... | | 10 | 2000 | | 287-583 | .492 | 72-196 | .367 | 183-254 | .720 | 113 | 289 | 402 | 40.2 | 183 | 4 | 165 | 150 | 34 | 58 | 829 | 82.9 |
| Opponents..... | | 10 | 2000 | | 237-600 | .395 | 72-223 | .323 | 127-190 | .668 | 99 | 215 | 314 | 31.4 | 208 | 8 | 104 | 137 | 33 | 65 | 673 | 67.3 |

Losses (7 total)

| # | Player | gp-gs | min | avg | Total | | 3-Point | | F-Throw | | Rebounds | | | | pf | dq | a | to | blk | stl | pts | avg |
|----------------|------------------|-------|------|------|---------|------|---------|------|---------|-------|----------|-----|-----|------|-----|----|-----|-----|-----|-----|-----|------|
| | | | | | fg-fga | fg% | 3fg-fga | 3fg% | ft-fa | ft% | off | def | tot | avg | | | | | | | | |
| 05 | JUSTICE, Camron | 7-7 | 214 | 30.6 | 43-100 | .430 | 14-49 | .286 | 25-32 | .781 | 2 | 15 | 17 | 2.4 | 23 | 2 | 13 | 17 | 0 | 8 | 125 | 17.9 |
| 00 | MINNETT, Jaylen | 7-0 | 173 | 24.7 | 30-91 | .330 | 20-61 | .328 | 7-9 | .778 | 4 | 9 | 13 | 1.9 | 10 | 0 | 11 | 10 | 0 | 8 | 87 | 12.4 |
| 23 | WEATHERFORD, Gra | 7-7 | 203 | 29.0 | 22-47 | .468 | 3-8 | .375 | 17-22 | .773 | 7 | 18 | 25 | 3.6 | 21 | 1 | 11 | 7 | 0 | 8 | 64 | 9.1 |
| 24 | HALL, Evan | 6-6 | 124 | 20.7 | 22-50 | .440 | 0-0 | .000 | 6-17 | .353 | 13 | 14 | 27 | 4.5 | 20 | 1 | 9 | 14 | 4 | 6 | 50 | 8.3 |
| 11 | KENYON, Brandon | 1-0 | 16 | 16.0 | 2-5 | .400 | 0-1 | .000 | 3-3 | 1.000 | 0 | 1 | 1 | 1.0 | 5 | 1 | 0 | 1 | 0 | 0 | 7 | 7.0 |
| 32 | GOSS, Elyjah | 7-7 | 161 | 23.0 | 14-31 | .452 | 1-5 | .200 | 8-16 | .500 | 12 | 30 | 42 | 6.0 | 6 | 0 | 7 | 5 | 7 | 6 | 37 | 5.3 |
| 15 | ISMAIL, Ahmed | 7-1 | 122 | 17.4 | 11-20 | .550 | 0-1 | .000 | 14-21 | .667 | 7 | 22 | 29 | 4.1 | 22 | 1 | 0 | 17 | 1 | 0 | 36 | 5.1 |
| 10 | ROGERS, Nick | 7-0 | 98 | 14.0 | 12-21 | .571 | 3-8 | .375 | 6-7 | .857 | 5 | 5 | 10 | 1.4 | 11 | 0 | 11 | 8 | 0 | 2 | 33 | 4.7 |
| 04 | HANSEN, Jack | 7-0 | 94 | 13.4 | 8-23 | .348 | 5-14 | .357 | 11-13 | .846 | 7 | 8 | 15 | 2.1 | 16 | 0 | 5 | 3 | 2 | 3 | 32 | 4.6 |
| 22 | McCALL, D.J. | 7-7 | 194 | 27.7 | 15-40 | .375 | 0-3 | .000 | 1-5 | .200 | 10 | 25 | 35 | 5.0 | 15 | 0 | 15 | 9 | 2 | 11 | 31 | 4.4 |
| 25 | JOHNSON, Trevor | 2-0 | 2 | 1.0 | 0-0 | .000 | 0-0 | .000 | 0-0 | .000 | 0 | 0 | 0 | 0.0 | 0 | 0 | 0 | 0 | 0 | 0 | 0 | 0.0 |
| Team | | | | | | | | | | | 16 | 9 | 25 | | | | 1 | | | | | |
| Total..... | | 7 | 1401 | | 179-428 | .418 | 46-150 | .307 | 98-145 | .676 | 83 | 156 | 239 | 34.1 | 149 | 6 | 82 | 92 | 16 | 52 | 502 | 71.7 |
| Opponents..... | | 7 | 1401 | | 194-387 | .501 | 52-148 | .351 | 130-172 | .756 | 60 | 190 | 250 | 35.7 | 122 | 2 | 110 | 103 | 37 | 48 | 570 | 81.4 |

Home (6-1)

| # | Player | gp-gs | min | avg | Total | | 3-Point | | F-Throw | | Rebounds | | | | pf | dq | a | to | blk | stl | pts | avg |
|----------------|------------------|-------|------|------|---------|-------|---------|-------|---------|-------|----------|-----|-----|------|-----|----|-----|-----|-----|-----|-----|------|
| | | | | | fg-fga | fg% | 3fg-fga | 3fg% | ft-fa | ft% | off | def | tot | avg | | | | | | | | |
| 05 | JUSTICE, Camron | 7-7 | 221 | 31.6 | 46-89 | .517 | 19-44 | .432 | 38-43 | .884 | 3 | 17 | 20 | 2.9 | 14 | 1 | 28 | 16 | 0 | 4 | 149 | 21.3 |
| 00 | MINNETT, Jaylen | 7-0 | 151 | 21.6 | 28-69 | .406 | 16-45 | .356 | 8-10 | .800 | 0 | 11 | 11 | 1.6 | 4 | 0 | 14 | 10 | 0 | 4 | 80 | 11.4 |
| 32 | GOSS, Elyjah | 7-7 | 172 | 24.6 | 30-46 | .652 | 2-6 | .333 | 15-16 | .938 | 14 | 37 | 51 | 7.3 | 11 | 0 | 9 | 5 | 5 | 6 | 77 | 11.0 |
| 15 | ISMAIL, Ahmed | 7-0 | 103 | 14.7 | 26-38 | .684 | 1-1 | 1.000 | 21-33 | .636 | 10 | 26 | 36 | 5.1 | 18 | 1 | 6 | 12 | 6 | 2 | 74 | 10.6 |
| 24 | HALL, Evan | 7-7 | 148 | 21.1 | 26-47 | .553 | 0-0 | .000 | 4-23 | .174 | 14 | 18 | 32 | 4.6 | 23 | 0 | 9 | 13 | 8 | 6 | 56 | 8.0 |
| 23 | WEATHERFORD, Gra | 7-7 | 177 | 25.3 | 15-24 | .625 | 3-4 | .750 | 18-25 | .720 | 5 | 13 | 18 | 2.6 | 22 | 2 | 23 | 10 | 1 | 6 | 51 | 7.3 |
| 10 | ROGERS, Nick | 7-0 | 110 | 15.7 | 14-28 | .500 | 8-20 | .400 | 12-18 | .667 | 1 | 8 | 9 | 1.3 | 5 | 0 | 11 | 9 | 0 | 5 | 48 | 6.9 |
| 22 | McCALL, D.J. | 7-7 | 175 | 25.0 | 16-38 | .421 | 2-6 | .333 | 8-12 | .667 | 11 | 31 | 42 | 6.0 | 17 | 0 | 20 | 17 | 3 | 7 | 42 | 6.0 |
| 02 | KEMP, Jakoby | 3-0 | 15 | 5.0 | 5-5 | 1.000 | 0-0 | .000 | 5-6 | .833 | 1 | 3 | 4 | 1.3 | 1 | 0 | 1 | 1 | 1 | 0 | 15 | 5.0 |
| 11 | KENYON, Brandon | 4-0 | 23 | 5.8 | 4-10 | .400 | 0-3 | .000 | 2-4 | .500 | 2 | 3 | 5 | 1.3 | 1 | 0 | 1 | 0 | 2 | 1 | 10 | 2.5 |
| 04 | HANSEN, Jack | 7-0 | 74 | 10.6 | 2-17 | .118 | 1-9 | .111 | 3-3 | 1.000 | 3 | 9 | 12 | 1.7 | 9 | 0 | 4 | 4 | 1 | 0 | 8 | 1.1 |
| 55 | ALSTON, Daniel | 3-0 | 7 | 2.3 | 1-2 | .500 | 0-1 | .000 | 0-0 | .000 | 0 | 1 | 1 | 0.3 | 0 | 0 | 0 | 2 | 0 | 0 | 2 | 0.7 |
| 25 | JOHNSON, Trevor | 4-0 | 24 | 6.0 | 1-5 | .200 | 0-2 | .000 | 0-0 | .000 | 0 | 7 | 7 | 1.8 | 2 | 0 | 4 | 3 | 1 | 0 | 2 | 0.5 |
| Team | | | | | | | | | | | 13 | 11 | 24 | | | | 3 | | | | | |
| Total..... | | 7 | 1400 | | 214-418 | .512 | 52-141 | .369 | 134-193 | .694 | 77 | 195 | 272 | 38.9 | 127 | 4 | 130 | 105 | 28 | 41 | 614 | 87.7 |
| Opponents..... | | 7 | 1400 | | 182-433 | .420 | 52-158 | .329 | 92-131 | .702 | 68 | 154 | 222 | 31.7 | 154 | 6 | 80 | 99 | 14 | 47 | 508 | 72.6 |

Road/Neutral (4-6)

| Road/Neutral (4-6) | | | | | Total | 3-Point | F-Throw | Rebounds | | | | | | | | | | | | | | | |
|--------------------|------------------|-------|------|------|---------|---------|---------|----------|---------|------|-----|-----|-----|------|-----|----|-----|-----|-----|-----|-----|------|--|
| # | Player | gp-gs | min | avg | fg-fga | fg% | 3fg-fga | 3fg% | ft-fa | ft% | off | def | tot | avg | pf | dq | a | to | blk | stl | pts | avg | |
| 05 | JUSTICE, Camron | 10-10 | 304 | 30.4 | 63-148 | .426 | 25-78 | .321 | 45-51 | .882 | 3 | 25 | 28 | 2.8 | 25 | 1 | 19 | 24 | 0 | 13 | 196 | 19.6 | |
| 00 | MINNETT, Jaylen | 10-0 | 225 | 22.5 | 34-103 | .330 | 22-71 | .310 | 13-16 | .813 | 5 | 16 | 21 | 2.1 | 20 | 0 | 13 | 11 | 0 | 10 | 103 | 10.3 | |
| 24 | HALL, Evan | 9-9 | 194 | 21.6 | 41-89 | .461 | 0-0 | .000 | 10-27 | .370 | 21 | 31 | 52 | 5.8 | 28 | 2 | 10 | 22 | 7 | 4 | 92 | 10.2 | |
| 23 | WEATHERFORD, Gra | 10-10 | 277 | 27.7 | 23-53 | .434 | 2-8 | .250 | 17-21 | .810 | 7 | 22 | 29 | 2.9 | 29 | 1 | 24 | 15 | 0 | 16 | 65 | 6.5 | |
| 32 | GOSS, Elyjah | 10-10 | 244 | 24.4 | 20-46 | .435 | 3-9 | .333 | 14-25 | .560 | 20 | 54 | 74 | 7.4 | 18 | 0 | 9 | 9 | 9 | 7 | 57 | 5.7 | |
| 22 | McCALL, D.J. | 10-10 | 284 | 28.4 | 23-52 | .442 | 1-4 | .250 | 8-14 | .571 | 19 | 29 | 48 | 4.8 | 18 | 0 | 18 | 16 | 1 | 11 | 55 | 5.5 | |
| 15 | ISMAIL, Ahmed | 10-1 | 172 | 17.2 | 17-35 | .486 | 0-1 | .000 | 17-25 | .680 | 14 | 32 | 46 | 4.6 | 30 | 1 | 5 | 17 | 3 | 0 | 51 | 5.1 | |
| 04 | HANSEN, Jack | 10-0 | 123 | 12.3 | 14-34 | .412 | 8-21 | .381 | 11-13 | .846 | 7 | 15 | 22 | 2.2 | 18 | 0 | 6 | 5 | 2 | 3 | 47 | 4.7 | |
| 10 | ROGERS, Nick | 10-0 | 153 | 15.3 | 15-27 | .556 | 5-12 | .417 | 8-9 | .889 | 5 | 7 | 12 | 1.2 | 14 | 0 | 13 | 13 | 0 | 3 | 43 | 4.3 | |
| 11 | KENYON, Brandon | 3-0 | 19 | 6.3 | 2-6 | .333 | 0-1 | .000 | 4-5 | .800 | 0 | 3 | 3 | 1.0 | 5 | 1 | 0 | 1 | 0 | 1 | 8 | 2.7 | |
| 55 | ALSTON, Daniel | 1-0 | 1 | 1.0 | 0-0 | .000 | 0-0 | .000 | 0-0 | .000 | 0 | 0 | 0 | 0.0 | 0 | 0 | 0 | 0 | 0 | 0 | 0 | 0.0 | |
| 02 | KEMP, Jakoby | 1-0 | 3 | 3.0 | 0-0 | .000 | 0-0 | .000 | 0-0 | .000 | 0 | 0 | 0 | 0.0 | 0 | 0 | 0 | 1 | 0 | 1 | 0 | 0.0 | |
| 25 | JOHNSON, Trevor | 2-0 | 2 | 1.0 | 0-0 | .000 | 0-0 | .000 | 0-0 | .000 | 0 | 0 | 0 | 0.0 | 0 | 0 | 0 | 0 | 0 | 0 | 0 | 0.0 | |
| Team | | | | | | | | | | | 18 | 16 | 34 | | | | 3 | | | | | | |
| Total..... | | 10 | 2001 | | 252-593 | .425 | 66-205 | .322 | 147-206 | .714 | 119 | 250 | 369 | 36.9 | 205 | 6 | 117 | 137 | 22 | 69 | 717 | 71.7 | |
| Opponents..... | | 10 | 2001 | | 249-554 | .449 | 72-213 | .338 | 165-231 | .714 | 91 | 251 | 342 | 34.2 | 176 | 4 | 134 | 141 | 56 | 66 | 735 | 73.5 | |

2018-2019 INDIVIDUAL SUPERLATIVES

| | IUPUI | Opponent |
|---|--|---|
| Points | 30- Justice at UIC (1/4) | 31- Jacob Gilyard at Richmond (11/16/18) |
| Field Goals Made | 11- Justice vs. Ball State (12/1/18) | 12- Jacob Gilyard at Richmond (11/16/18) |
| Field Goals Attempted | 20- twice | 18- Armon Williams vs. IU Northwest (12/12/18) |
| Highest FG Pct. (min. 5 made) | 1.000 (5-5)- Weatherford vs. Eastern Ill. (11/10/18) | .857 (6-7)- Malek Green at Morehead State (12/21/18) |
| 3-Pt Field Goals Made | 6- twice | 6- twice |
| 3-Pt Field Goals Attempted | 13- Minnett at Northern Kentucky (12/28/18) | 13- Ryan Welage at Xavier (11/6/18) |
| 3-Pt FG Pct. (min. 3 made) | .857 (6-7)- Minnett vs. IU Northwest (12/12/18) | .750 (3-4)- Drew McDonald at Northern Ky. (12/28/18) |
| Free Throws Made | 15- Justice vs. Bradley (11/28/18) | 10- Cole Gentry at Wright State (12/30/18) |
| Free Throws Attempted | 15- Justice vs. Bradley (11/28/18) | 12- Ivy Smith vs. Grambling State (11/24/18) |
| Free Throw Pct. (min. 5 made) | 1.000 (15-15)- Justice vs. Bradley (11/28/18) | 1.000 (10-10)- Cole Gentry at Wright State (12/30/18) |
| Offensive Rebounds | 6- twice | 8- Axel Mpoyo vs. Grambling State (11/24/18) |
| Defensive Rebounds | 10- Goss vs. St. Francis Brooklyn (11/23/18) | 10- Drew McDonald at Northern Kentucky (12/28/18) |
| Total Rebounds | 13- Goss vs. Cleveland State (1/10/19) | 12- Drew McDonald at Northern Kentucky (12/28/18) |
| Assists | 7- Justice vs. Western Illinois (12/15/18) | 9- A.J. Hicks at Morehead State (12/21/18) |
| Turnovers | 5- three times | 8- Tyree Appleby vs. Cleveland State (1/10/19) |
| Blocked Shots | 3- Hall vs. IU Northwest (12/12/18) | 5- Zach Hankins at Xavier (11/6/18) |
| Steals | 4- twice | 4- Tyrique Jones at Xavier (11/6/18) |
| Minutes Played (regulation game) | 37- Justice vs. Western Illinois (12/15/18) | 40- twice |
| Minutes Played (OT game) | | |

2018-2019 TEAM SUPERLATIVES

| IUPUI High | IUPUI Low | Statistical Category | Opponent High | Opponent Low |
|--------------------------------|-------------------------------------|--------------------------------|---------------------------------|-------------------------------------|
| 116 - IU Northwest (12/12) | 64 - at Wright State (12/30) | Points | 92 - at Northern Ky. (12/28) | 48 - vs. St. Francis (NY) (11/23) |
| 54 - IU Northwest (12/12) | 29 - at UIC (1/4) | 1st Half Points | 51 - at Northern Ky. (12/28) | 23 - vs. St. Francis (NY) (11/23) |
| 62 - IU Northwest (12/12) | 32 - at Wright State (12/30) | 2nd Half Points | 49 - at Richmond (11/16) | 25 - vs. St. Francis (NY) (11/23) |
| 43 - IU Northwest (12/12) | 20 - twice | Field Goals | 32 - IU Northwest (12/12) | 18 - vs. St. Francis (NY) (11/23) |
| 68 - twice | 49 - Bradley (11/28) | Field Goal Attempts | 79 - IU Northwest (12/12) | 46 - at Boston Coll. (11/14) |
| .672 - IU Northwest (12/12) | .353 - at Morehead St. (12/21) | FG Percentage | .560 - Ball State (12/1) | .340 - vs. St. Francis (NY) (11/23) |
| 11 - IU Northwest (12/12) | 2 - vs. St. Francis (NY) (11/23) | 3-Point Field Goals | 12 - at UIC (1/4) | 4 - twice |
| 27 - at Xavier (11/6) | 13 - twice | 3-Point Field Goal Att. | 35 - IU Northwest (12/12) | 14 - vs. Grambling St. (11/24) |
| .615 - at UIC (1/4) | .154 - vs. St. Francis (NY) (11/23) | 3-Point FG Percentage | .444 - Ball State (12/1) | .238 - Cleveland St. (1/10) |
| 29 - Bradley (11/28) | 7 - at Richmond (11/16) | Free Throws | 25 - at Northern Ky. (12/28) | 5 - IU Northwest (12/12) |
| 39 - Bradley (11/28) | 14 - twice | Free Throw Attempts | 30 - Ball State (12/1) | 10 - IU Northwest (12/12) |
| .800 - at Boston Coll. (11/14) | .500 - at Richmond (11/16) | Free Throw Percentage | .875 - Purdue Ft. Wayne (12/18) | .462 - IU Kokomo (12/6) |
| 18 - at Morehead St. (12/21) | 5 - vs. St. Francis (NY) (11/23) | Offensive Rebounds | 19 - vs. Grambling St. (11/24) | 4 - at Richmond (11/16) |
| 38 - IU Kokomo (12/6) | 17 - at Northern Ky. (12/28) | Defensive Rebounds | 32 - at Morehead St. (12/21) | 13 - Cleveland St. (1/10) |
| 52 - IU Kokomo (12/6) | 27 - Ball State (12/1) | Total Rebounds | 45 - at Morehead St. (12/21) | 22 - Cleveland St. (1/10) |
| 24 - twice | 13 - Western Illinois (12/15) | Fouls | 28 - Bradley (11/28) | 13 - at Richmond (11/16) |
| 26 - IU Northwest (12/12) | 7 - vs. St. Francis (NY) (11/23) | Assists | 19 - at Northern Ky. (12/28) | 4 - vs. St. Francis (NY) (11/23) |
| 21 - Cleveland St. (1/10) | 7 - Western Illinois (12/15) | Turnovers | 23 - Ball State (12/1) | 8 - at Wright State (12/30) |
| 7 - IU Kokomo (12/6) | 0 - at Wright State (12/30) | Blocked Shots | 10 - at UIC (1/4) | 0 - IU Kokomo (12/6) |
| 12 - Ball State (12/1) | 2 - Western Illinois (12/15) | Steals | 11 - twice | 2 - at Morehead St. (12/21) |

2018-2019 GAME-BY-GAME LEADERS / STARTING FIVES

| Opponent | Starting 5 | Points | Rebounds | Assists | Blocks | Steals |
|-----------------------------|--|----------------------|------------------|-------------------------|-----------------|-------------------------|
| #Central State | Goss-Hall-Johnson-Justice-Weatherford | Justice/Minnett (19) | Hall (12) | Justice (5) | Ismail (2) | Rogers (3) |
| at Xavier | Goss-Ismail-Justice-McCall-Weatherford | Minnett (21) | Goss (8) | McCall (5) | Goss (2) | 4 tied w/ (1) |
| Eastern Illinois | Goss-Hall-Justice-McCall-Weatherford | Justice (21) | Goss (10) | McCall (5) | Goss (2) | Rogers (2) |
| at Boston College | Goss-Hall-Justice-McCall-Weatherford | Justice (29) | Goss/Hall (10) | Justice/Weatherford (3) | Hall (2) | Justice (3) |
| at Richmond | Goss-Hall-Justice-McCall-Weatherford | Justice (14) | Goss/McCall (6) | Minnett/Weatherford (3) | Goss/Hall (2) | Goss/Minnett (2) |
| vs. St. Francis (NY) | Goss-Hall-Justice-McCall-Weatherford | Justice (17) | Goss (11) | 7 tied w/ (1) | Hall/Ismail (1) | McCall/Weatherford (3) |
| vs. Grambling St. | Goss-Hall-Justice-McCall-Weatherford | Justice (23) | Ismail (10) | Weatherford (5) | Goss (1) | Weatherford (2) |
| Bradley | Goss-Hall-Justice-McCall-Weatherford | Justice (27) | Goss/McCall (6) | Minnett (4) | Hall/Ismail (2) | Weatherford (2) |
| Ball State | Goss-Hall-Justice-McCall-Weatherford | Justice (28) | Goss (6) | Hall (5) | McCall (1) | Hall/McCall (4) |
| IU Kokomo | Goss-Hall-Justice-McCall-Weatherford | Justice (18) | McCall (10) | McCall/Weatherford (5) | Hall (2) | Justice (2) |
| IU Northwest | Goss-Hall-Justice-McCall-Weatherford | Minnett (28) | Hall/Johnson (6) | Justice/Weatherford (6) | Hall (3) | Weatherford (2) |
| Western Illinois | Goss-Hall-Justice-McCall-Weatherford | Justice (20) | Goss (10) | Justice (7) | Goss (2) | Hall/Justice (1) |
| at Purdue FW | Goss-Hall-Justice-McCall-Weatherford | Justice (25) | Weatherford (6) | Weatherford (3) | 3 tied w/ (1) | McCall (3) |
| at Morehead St. | Goss-Hall-Justice-McCall-Weatherford | Justice (20) | Goss (9) | 3 tied w/ (3) | Goss (2) | Minnett (3) |
| at Northern Ky. | Goss-Hall-Justice-McCall-Weatherford | Minnett (14) | McCall (6) | Justice (4) | Goss/McCall (1) | Justice (2) |
| at Wright State | Goss-Hall-Justice-McCall-Weatherford | Justice (17) | McCall (8) | Rogers (3) | none | Weatherford (3) |
| at UIC | Goss-Hall-Justice-McCall-Weatherford | Justice (30) | Goss (11) | Weatherford (5) | Goss/Ismail (1) | Justice/Weatherford (2) |
| Cleveland St. | Goss-Hall-Justice-McCall-Weatherford | Goss (16) | Goss (13) | Justice (6) | Goss/Ismail (1) | 3 tied w/ (2) |
| Youngstown St. | | | | | | |
| at Green Bay | | | | | | |
| at Milwaukee | | | | | | |
| Oakland | | | | | | |
| Detroit Mercy | | | | | | |
| Northern Ky. | | | | | | |
| Wright State | | | | | | |
| UIC | | | | | | |
| at Youngstown St. | | | | | | |
| at Cleveland St. | | | | | | |
| Milwaukee | | | | | | |
| Green Bay | | | | | | |
| at Detroit Mercy | | | | | | |
| at Oakland | | | | | | |
| HL Quarters | | | | | | |
| HL Semis | | | | | | |
| HL Championship | | | | | | |

HEAD COACH JASON GARDNER



Jason Gardner was named the eighth head coach in IUPUI men's basketball program's history on April 2, 2014. Gardner, the 1999 winner of the Indiana Mr. Basketball Award, spent a year on the University of Memphis bench and two seasons at Loyola prior to that.

In his first season on the Jaguars' bench, he guided IUPUI to 10 wins, more than tripling the program's Division I win total from a year prior. His hiring paid immediate dividends on the recruiting trail, as he immediately inked five Division I transfers, four of whom were former in-state standouts. His success on the recruiting circuit continued leading into the 2015-16 campaign as he landed former Indiana All-Star Ron Patterson from Syracuse, along

with former Kentucky All-Star Evan Hall and talented Indianapolis guard T.J. Henderson.

While at Memphis, Gardner helped the Tigers to a 24-10 record as Shaq Goodwin and Joe Jackson earned All-Conference accolades. In addition, Memphis forward Austin Nichols was a unanimous selection to the American Athletic Conference All-Rookie Team after averaging 9.1 points and 4.2 boards per game. Gardner was a college teammate of current Memphis Head Coach Josh Pastner at Arizona.

Prior to coming to Memphis, Gardner was an assistant under Porter Moser at Loyola, helping the Ramblers to an eight-game improvement from 2011-12 to 2012-13. He coached Ben Averkamp to All-Horizon League accolades for two straight seasons, while Loyola point guard Cully Payne was a Bob Cousy Award nominee. He also helped recruit one of the top signing classes in the Horizon League prior to the 2012-13 season. Gardner's coaching career began in 2010 when he served as an assistant at nearby Cathedral High School.

Gardner's racked up numerous accolades during his prestigious high school, college and professional playing careers. He was a 1999 McDonald's and Parade All-American while at North Central High School, finishing his prep career with a school record 1,669 points. He was a two-time Gatorade Circle of Champions Indiana Player of the Year and was named the 1998-99 Indianapolis County Player of the Year by The Indianapolis Star and Indianapolis News. His senior season, he helped NCHS to the IHSAA 4A state championship and Tournament of Champions title while averaging 22.6 points, 4.7 rebounds, 4.0 assists and 3.0 steals per game.

The 5-foot-10 point guard was recruited to the University of Arizona by legendary Head Coach Lute Olsen, where he was a four-year All-American for the Wildcats. He was the 2002-03 Naismith National Player of the Year and Lowe's Senior CLASS award recipient. He was the 2000 consensus National Freshman of the Year and closed his career as one of four players in Pac-12 history with 1,500 points, 500 assists and 200 steals for a career. He helped lead Arizona to two Pac-12 regular season titles (2000, 2003) and four consecutive NCAA Tournament berths. The Wildcats made three Sweet Sixteens (2001, 2002, 2003), two Elite Eights (2001, 2003) and were the NCAA national runner-up in 2001. All total, Arizona won 107 games during Gardner's four seasons and he still holds school records for games started (135) and minutes played (4,825), while ranking third in school history with 1,984 career points. He also finished second in threes made (318) and fourth in assists (622). He earned his degree from the university in 2011 in disciplinary studies.

Gardner later played professionally overseas for more than eight years, primarily in Germany. In 2009, he was named MVP of German Basketball Bundesliga after helping Oldenburg to the league crown, averaging 13.7 points, 4.0 assists and 3.0 boards per game. He was a two-time Basketball Bundesliga All-Star, including starting the 2007 game.

Gardner is married to the former Jacquelyn Maxberry and the couple has four children, Jasper, Jason Jr., Jacob and Jackson.



THE GARDNER FILE

School: Arizona, '11

Seasons with IUPUI: fifth season

Career Record: 58-84 (5th year)

Coaching Experience:

..... 2014-pres., Head Coach, IUPUI

..... 2013-14, Assistant Coach, Memphis

..... 2011-13, Assistant Coach, Loyola (Ill.)

..... 2010-11, Assistant Coach, Cathedral H.S.

2018-2019 COMPARISON STATISTICS

| Opponent | 1st | 2nd | Score | Mar | Total FG | FG Pct | 3-Pointers | 3FG Pct | Free Throws | FT Pct | Rebounds | Assist | T/Over | Block | Steal | Fouls |
|----------------------|-------|-------|--------|------|-------------|-----------|-------------|-----------|-------------|-----------|------------|--------|--------|-------|-------|-------|
| Xavier | 34/37 | 35/45 | 69-82 | (13) | 20-56/31-66 | .357/.470 | 9-27/9-29 | .333/.310 | 20-26/11-19 | .769/.579 | 36/43 (7) | 11/18 | 15/13 | 3/6 | 4/10 | 22/22 |
| EASTERN ILL. | 35/31 | 36/34 | 71-65 | +6 | 22-57/19-53 | .386/.358 | 7-25/6-17 | .280/.353 | 20-29/21-26 | .690/.808 | 38/35 +3 | 16/11 | 17/18 | 4/5 | 5/6 | 20/27 |
| Boston College | 36/42 | 40/27 | 76-69 | +7 | 24-60/21-46 | .400/.457 | 8-25/8-21 | .320/.381 | 20-25/19-29 | .800/.655 | 40/28 +12 | 11/11 | 12/15 | 2/2 | 7/4 | 23/19 |
| Richmond | 30/29 | 40/49 | 70-78 | (8) | 28-54/26-50 | .519/.520 | 7-20/6-17 | .350/.353 | 7-14/20-29 | .500/.690 | 34/26 +8 | 13/12 | 15/12 | 4/5 | 8/11 | 19/13 |
| St. Francis Brooklyn | 35/23 | 33/25 | 68-48 | +20 | 28-54/18-53 | .519/.340 | 2-13/4-16 | .154/.250 | 10-16/8-16 | .625/.500 | 38/29 +9 | 7/4 | 15/19 | 2/5 | 11/6 | 15/15 |
| Grambling State | 39/31 | 41/38 | 80-69 | +11 | 30-63/23-63 | .476/.365 | 9-23/4-14 | .391/.286 | 11-14/19-28 | .786/.679 | 37/43 (6) | 16/8 | 14/13 | 1/4 | 3/5 | 23/17 |
| BRADLEY | 44/38 | 41/35 | 85-73 | +12 | 25-49/26-58 | .510/.448 | 6-17/8-23 | .353/.348 | 29-39/13-19 | .744/.684 | 32/30 +2 | 15/12 | 13/10 | 4/1 | 4/6 | 21/28 |
| BALL ST. | 40/44 | 35/41 | 75-85 | (10) | 29-64/28-50 | .453/.560 | 7-19/8-18 | .368/.444 | 10-17/21-30 | .588/.700 | 27/38 (11) | 11/16 | 16/23 | 1/2 | 12/7 | 24/17 |
| IND.-KOKOMO | 49/35 | 46/29 | 95-64 | +31 | 34-68/25-70 | .500/.357 | 8-24/8-27 | .333/.296 | 19-25/6-13 | .760/.462 | 52/33 +19 | 20/11 | 13/12 | 7/0 | 4/6 | 14/19 |
| IND.-NORTHWEST | 54/38 | 62/41 | 116-79 | +37 | 43-64/32-79 | .672/.405 | 11-20/10-35 | .550/.286 | 19-27/5-10 | .704/.500 | 45/30 +15 | 26/11 | 18/13 | 4/1 | 6/8 | 14/23 |
| WESTERN ILL. | 39/40 | 43/28 | 82-68 | +14 | 27-58/26-62 | .466/.419 | 7-19/7-17 | .368/.412 | 21-31/9-12 | .677/.750 | 38/34 +4 | 18/9 | 7/11 | 6/3 | 2/3 | 13/21 |
| Purdue Fort Wayne | 39/45 | 38/42 | 77-87 | (10) | 26-66/29-53 | .394/.547 | 8-21/8-25 | .381/.320 | 17-22/21-24 | .773/.775 | 33/34 (1) | 10/13 | 12/15 | 3/9 | 8/8 | 18/16 |
| Morehead State | 37/36 | 33/38 | 70-74 | (4) | 24-68/27-60 | .353/.450 | 7-24/6-22 | .292/.273 | 15-26/14-18 | .577/.778 | 40/45 (5) | 15/15 | 9/16 | 3/9 | 9/2 | 20/21 |
| Northern Ky. | 30/51 | 47/41 | 77-92 | (15) | 30-67/29-54 | .448/.537 | 5-21/9-21 | .238/.429 | 12-18/25-29 | .667/.862 | 31/36 (5) | 13/19 | 11/16 | 2/3 | 7/7 | 22/19 |
| Wright State | 32/35 | 32/37 | 64-72 | (8) | 22-53/24-54 | .415/.444 | 3-18/6-16 | .167/.375 | 17-22/18-23 | .773/.783 | 38/28 +10 | 9/17 | 14/8 | 0/3 | 4/3 | 24/14 |
| UIC | 29/25 | 37/39 | 66-64 | +2 | 20-52/21-55 | .385/.382 | 8-13/12-32 | .615/.375 | 18-23/10-16 | .783/.625 | 42/30 +12 | 12/17 | 20/14 | 2/10 | 8/10 | 19/20 |
| CLEVELAND ST. | 39/31 | 51/43 | 90-74 | +16 | 34-58/26-61 | .586/.426 | 6-17/5-21 | .353/.238 | 16-25/17-21 | .640/.810 | 40/22 +18 | 24/10 | 21/12 | 2/2 | 8/11 | 21/19 |

Note: Game totals are displayed in the format TEAM/OPPONENT for each category

PLAYER BIOS



JAYLEN MINNETT

#0

Sophomore | Guard
6-1 | 180
Terre Haute, Ind.
Terre Haute South

Birthdate: July 24, 1999 (age 19)
Major: Sports Management

QUICK NOTES

His 7.1 ppg scoring average as a freshman was the highest by an IUPUI rookie since Alex Young averaged 10.8 points per game in 2008-2009... his 51 threes made as freshman were the most by an IUPUI freshman in the program's Division I-era... named to the prestigious Indiana All-Star Team following his senior year at Terre Haute South... finished as Terre Haute South's all-time leading scorer (1,782 career points).

CAREER/SEASON HIGHS

| CAREER HIGH | CATEGORY | SEASON HIGH |
|------------------------------------|----------|------------------------------------|
| 28 vs. IU Northwest (12/12/18) | PTS | 28 vs. IU Northwest (12/12/18) |
| 4 - 4x | REB | 4 - 2x |
| 4 vs. Bradley (11/28/18) | AST | 4 vs. Bradley (11/28/18) |
| 9 vs. IU Northwest (12/12/18) | FG | 9 vs. IU Northwest (12/12/18) |
| 17 at Northern Kentucky (12/28/18) | FGA | 17 at Northern Kentucky (12/28/18) |
| 6 vs. IU Northwest (12/12/18) | 3FG | 6 vs. IU Northwest (12/12/18) |
| 13 at Northern Kentucky (12/28/18) | 3FGA | 13 at Northern Kentucky (12/28/18) |
| 6 at UIC (1/4/19) | FT | 6 at UIC (1/4/19) |
| 7 at UIC (1/4/19) | FTA | 7 at UIC (1/4/19) |
| 3 - 2x | STL | 3 at Morehead State (12/21/18) |
| 1 vs. IU Kokomo (12/22/17) | BLK | --- |
| 37 at Bradley (11/11/17) | MIN | 34 at Xavier (11/6/18) |

GAME-BY-GAME

| Opponent | MIN | FG | 3FG | FT | O-D-T | PF | A | TO | B | S | PTS |
|------------------|-----|------|------|-----|-------|----|---|----|---|---|-----|
| at Xavier | 34 | 6-15 | 5-12 | 4-4 | 0-3-3 | 2 | 2 | 2 | 0 | 1 | 21 |
| E. Illinois | 22 | 2-10 | 1-7 | 2-2 | 0-3-3 | 1 | 1 | 2 | 0 | 0 | 7 |
| at Boston Coll. | 15 | 1-5 | 1-5 | 0-0 | 0-3-3 | 4 | 1 | 0 | 0 | 1 | 3 |
| at Richmond | 26 | 4-12 | 2-8 | 0-0 | 1-3-4 | 1 | 3 | 1 | 0 | 2 | 10 |
| vs. St. Francis | 23 | 4-8 | 1-3 | 0-0 | 1-1-2 | 2 | 1 | 0 | 0 | 2 | 9 |
| vs. Grambling | 23 | 3-10 | 1-6 | 0-0 | 0-1-1 | 2 | 1 | 2 | 0 | 0 | 7 |
| Bradley | 17 | 2-8 | 1-5 | 0-0 | 0-0-0 | 1 | 4 | 1 | 0 | 0 | 5 |
| Ball State | 26 | 6-15 | 3-7 | 0-0 | 0-1-1 | 1 | 1 | 3 | 0 | 1 | 15 |
| IU Kokomo | 20 | 4-9 | 2-7 | 0-0 | 0-1-1 | 0 | 1 | 1 | 0 | 0 | 10 |
| IU Northwest | 20 | 9-11 | 6-7 | 4-4 | 0-4-4 | 0 | 3 | 1 | 0 | 1 | 28 |
| W. Illinois | 21 | 3-9 | 1-6 | 0-0 | 0-0-0 | 0 | 1 | 1 | 0 | 0 | 7 |
| at Purdue FW | 25 | 4-14 | 2-9 | 3-5 | 1-0-1 | 2 | 1 | 2 | 0 | 1 | 13 |
| at Morehead St. | 24 | 4-13 | 3-8 | 0-0 | 1-0-1 | 3 | 2 | 2 | 0 | 3 | 11 |
| at N. Kentucky | 27 | 5-17 | 4-13 | 0-0 | 0-2-2 | 0 | 2 | 0 | 0 | 0 | 14 |
| at Wright St. | 11 | 1-5 | 1-4 | 0-0 | 1-0-1 | 1 | 0 | 0 | 0 | 0 | 3 |
| at UIC | 17 | 2-4 | 2-3 | 6-7 | 0-3-3 | 3 | 0 | 2 | 0 | 0 | 12 |
| Cleveland St. | 25 | 2-7 | 2-6 | 2-4 | 0-2-2 | 1 | 3 | 1 | 0 | 2 | 8 |
| Y'town St. | | | | | | | | | | | |
| at Green Bay | | | | | | | | | | | |
| at Milwaukee | | | | | | | | | | | |
| Oakland | | | | | | | | | | | |
| Det. Mercy | | | | | | | | | | | |
| N. Kentucky | | | | | | | | | | | |
| Wright St. | | | | | | | | | | | |
| UIC | | | | | | | | | | | |
| at Y'town St. | | | | | | | | | | | |
| at Cleveland St. | | | | | | | | | | | |
| Milwaukee | | | | | | | | | | | |
| Green Bay | | | | | | | | | | | |
| at Det. Mercy | | | | | | | | | | | |
| at Oakland | | | | | | | | | | | |


* denotes starter

CAREER STATS

| Season | GP-GS | MIN-Avg | FG | Pct. | 3FG | Pct. | FT | Pct. |
|---------|-------|------------|---------|------|--------|------|-------|------|
| 2017-18 | 30-4 | 630-21.0 | 69-173 | .399 | 51-126 | .405 | 24-30 | .800 |
| 2018-19 | 17-0 | 376-22.1 | 62-172 | .360 | 38-116 | .328 | 21-26 | .808 |
| TOTALS | 47-4 | 1,006-21.4 | 131-345 | .380 | 89-242 | .368 | 45-56 | .804 |

REBOUNDS

| Season | O-D-REB-AVG. | PF-DQ | AST | TO | BLK | STL | PTS-PPG |
|---------|--------------|-------|-----|----|-----|-----|----------|
| 2017-18 | 12-24-36-1.2 | 42-0 | 35 | 39 | 1 | 14 | 213-7.1 |
| 2018-19 | 5-27-32-1.9 | 24-0 | 27 | 21 | 0 | 14 | 183-10.8 |
| TOTALS | 17-51-68-1.4 | 66-0 | 62 | 60 | 1 | 28 | 396-8.4 |



JAKOBY KEMP

#2

Sophomore | Forward
6-8 | 190
Layton, Utah
Layton (Missouri/Salt Lake C.C.)

Birthdate: September 22, 1997 (age 21)
Major: General Studies

QUICK NOTES

Redshirted as a freshman at Missouri before transferring to play at Salt Lake Community College last season... helped Salt Lake to a 30-3 record and a trip to the NJCAA Tournament after winning the District I title... averaged 4.5 points and 2.6 rebounds per game as a freshman at Salt Lake... first-ever native of Utah in the IUPUI basketball program's history... older brother, Marcus, is a wide receiver for the Kansas City Chiefs and played collegiately at Hawaii.

CAREER/SEASON HIGHS

| CAREER HIGH | CATEGORY | SEASON HIGH |
|---------------------------------------|----------|---------------------------------------|
| 8 vs. IU Northwest (12/12/18) | PTS | 8 vs. IU Northwest (12/12/18) |
| 3 vs. IU Northwest (12/12/18) | REB | 3 vs. IU Northwest (12/12/18) |
| 1 vs. IU Kokomo (12/6/18) | AST | 1 vs. IU Kokomo (12/6/18) |
| 3 vs. IU Northwest (12/12/18) | FG | 3 vs. IU Northwest (12/12/18) |
| 3 vs. IU Northwest (12/12/18) | FGA | 3 vs. IU Northwest (12/12/18) |
| --- | 3FG | --- |
| --- | 3FGA | --- |
| 3 vs. IU Kokomo (12/6/18) | FT | 3 vs. IU Kokomo (12/6/18) |
| 4 vs. IU Kokomo (12/6/18) | FTA | 4 vs. IU Kokomo (12/6/18) |
| 1 vs. St. Francis Brooklyn (11/23/18) | STL | 1 vs. St. Francis Brooklyn (11/23/18) |
| 1 vs. IU Kokomo (12/6/18) | BLK | 1 vs. IU Kokomo (12/6/18) |
| 7 - 2x | MIN | 7 - 2x |

GAME-BY-GAME

| Opponent | MIN | FG | 3FG | FT | O-D-T | PF | A | TO | B | S | PTS |
|------------------|-----|-----|-----|-----|-------|----|---|----|---|---|-----|
| at Xavier | | | | | | | | | | | |
| E. Illinois | | | | | | | | | | | |
| at Boston Coll. | | | | | | | | | | | |
| at Richmond | | | | | | | | | | | |
| vs. St. Francis | 3 | 0-0 | 0-0 | 0-0 | 0-0-0 | 0 | 0 | 1 | 0 | 1 | 0 |
| vs. Grambling | | | | | | | | | | | |
| Bradley | | | | | | | | | | | |
| Ball State | | | | | | | | | | | |
| IU Kokomo | 7 | 2-2 | 0-0 | 3-4 | 0-1-1 | 1 | 1 | 1 | 1 | 0 | 7 |
| IU Northwest | 7 | 3-3 | 0-0 | 2-2 | 1-2-3 | 0 | 0 | 0 | 0 | 0 | 8 |
| W. Illinois | | | | | | | | | | | |
| at Purdue FW | | | | | | | | | | | |
| at Morehead St. | | | | | | | | | | | |
| at N. Kentucky | | | | | | | | | | | |
| at Wright St. | | | | | | | | | | | |
| at UIC | | | | | | | | | | | |
| Cleveland St. | 1 | 0-0 | 0-0 | 0-0 | 0-0-0 | 0 | 0 | 0 | 0 | 0 | 0 |
| Y'town St. | | | | | | | | | | | |
| at Green Bay | | | | | | | | | | | |
| at Milwaukee | | | | | | | | | | | |
| Oakland | | | | | | | | | | | |
| Det. Mercy | | | | | | | | | | | |
| N. Kentucky | | | | | | | | | | | |
| Wright St. | | | | | | | | | | | |
| UIC | | | | | | | | | | | |
| at Y'town St. | | | | | | | | | | | |
| at Cleveland St. | | | | | | | | | | | |
| Milwaukee | | | | | | | | | | | |
| Green Bay | | | | | | | | | | | |
| at Det. Mercy | | | | | | | | | | | |
| at Oakland | | | | | | | | | | | |

* denotes starter

CAREER STATS

| Season | GP-GS | MIN-Avg | FG | Pct. | 3FG | Pct. | FT | Pct. |
|---------|-------|---------|-----|-------|-----|------|-----|------|
| 2018-19 | 4-0 | 18-4.5 | 5-5 | 1.000 | 0-0 | .000 | 5-6 | .833 |
| TOTALS | 4-0 | 18-4.5 | 5-5 | 1.000 | 0-0 | .000 | 5-6 | .833 |

REBOUNDS

| Season | O-D-REB-AVG. | PF-DQ | AST | TO | BLK | STL | PTS-PPG |
|---------|--------------|-------|-----|----|-----|-----|---------|
| 2018-19 | 1-3-4-1.0 | 1-0 | 1 | 2 | 1 | 1 | 15-3.8 |
| TOTALS | 1-3-4-1.0 | 1-0 | 1 | 2 | 1 | 1 | 15-3.8 |

PLAYER BIOS



JACK HANSEN

#4

Freshman | Forward
6-7 | 205
Noblesville, Ind.
Guerin Catholic

Birthdate: December 11, 1999 (age 19)
Major: Accounting

QUICK NOTES

Follows in the footsteps of recent IUPUI graduate Aaron Brennan in joining the Jaguars from Guerin Catholic High School... was a two-time honorable mention all-state honoree and widely considered among the top 15 prospects from the state of Indiana in the 2018 class... older brother Evan was team captain on the Wabash College football team before passing away on Sept. 10, 2018.

CAREER/SEASON HIGHS

| CAREER HIGH | CATEGORY | SEASON HIGH |
|-----------------------------------|----------|-----------------------------------|
| 10 at Xavier (11/6/18) | PTS | 10 at Xavier (11/6/18) |
| 5 - 2x | REB | 5 - 2x |
| 2 at Morehead State (12/21/18) | AST | 2 at Morehead State (12/21/18) |
| 3 - 2x | FG | 3 - 2x |
| 8 at Xavier (11/6/18) | FGA | 8 at Xavier (11/6/18) |
| 2 - 3x | 3FG | 2 - 3x |
| 6 at Xavier (11/6/18) | 3FGA | 6 at Xavier (11/6/18) |
| 3 - 3x | FT | 3 - 3x |
| 4 at Northern Kentucky (12/28/18) | FTA | 4 at Northern Kentucky (12/28/18) |
| 1 - 3x | STL | 1 - 3x |
| 1 - 3x | BLK | 1 - 3x |
| 18 at Xavier (11/6/18) | MIN | 18 at Xavier (11/6/18) |

GAME-BY-GAME

| Opponent | MIN | FG | 3FG | FT | O-D-T | PF | A | TO | B | S | PTS |
|------------------|-----|-----|-----|-----|-------|----|---|----|---|---|-----|
| at Xavier | 18 | 3-8 | 2-6 | 2-2 | 1-3-4 | 2 | 0 | 0 | 1 | 0 | 10 |
| E. Illinois | 9 | 1-2 | 1-1 | 0-0 | 0-1-1 | 2 | 0 | 1 | 0 | 0 | 3 |
| at Boston Coll. | 11 | 2-5 | 1-3 | 0-0 | 1-1-2 | 0 | 1 | 0 | 0 | 0 | 5 |
| at Richmond* | 12 | 0-1 | 0-1 | 0-0 | 0-2-2 | 1 | 0 | 1 | 0 | 1 | 0 |
| vs. St. Francis | 11 | 1-1 | 0-0 | 0-0 | 1-4-5 | 3 | 1 | 0 | 0 | 0 | 2 |
| vs. Grambling | 12 | 3-6 | 2-5 | 0-0 | 0-2-2 | 2 | 0 | 2 | 0 | 0 | 8 |
| Bradley | 6 | 0-1 | 0-0 | 3-3 | 0-1-1 | 1 | 0 | 1 | 0 | 0 | 3 |
| Ball State | 9 | 0-1 | 0-1 | 0-0 | 2-0-2 | 3 | 1 | 0 | 0 | 0 | 0 |
| IU Kokomo | 15 | 0-4 | 0-2 | 0-0 | 0-5-5 | 2 | 1 | 1 | 1 | 0 | 0 |
| IU Northwest | 15 | 0-4 | 0-1 | 0-0 | 1-1-2 | 0 | 1 | 0 | 0 | 0 | 0 |
| W. Illinois | 10 | 0-2 | 0-2 | 0-0 | 0-0-0 | 0 | 1 | 0 | 0 | 0 | 0 |
| at Purdue FW | 16 | 2-5 | 1-2 | 3-3 | 1-2-3 | 4 | 0 | 1 | 1 | 0 | 8 |
| at Morehead St. | 15 | 2-3 | 2-2 | 1-2 | 0-0-0 | 2 | 2 | 1 | 0 | 1 | 7 |
| at N. Kentucky | 17 | 1-4 | 0-1 | 3-4 | 2-1-3 | 2 | 1 | 0 | 0 | 1 | 5 |
| at Wright St.* | 7 | 0-1 | 0-1 | 2-2 | 1-0-1 | 2 | 1 | 0 | 0 | 0 | 2 |
| at UIC | 4 | 0-0 | 0-0 | 0-0 | 0-0-0 | 0 | 0 | 0 | 0 | 0 | 0 |
| Cleveland St. | 10 | 1-3 | 0-2 | 0-0 | 0-1-1 | 1 | 0 | 1 | 0 | 0 | 2 |
| Y'town St. | | | | | | | | | | | |
| at Green Bay | | | | | | | | | | | |
| at Milwaukee | | | | | | | | | | | |
| Oakland | | | | | | | | | | | |
| Det. Mercy | | | | | | | | | | | |
| N. Kentucky | | | | | | | | | | | |
| Wright St. | | | | | | | | | | | |
| UIC | | | | | | | | | | | |
| at Y'town St. | | | | | | | | | | | |
| at Cleveland St. | | | | | | | | | | | |
| Milwaukee | | | | | | | | | | | |
| Green Bay | | | | | | | | | | | |
| at Det. Mercy | | | | | | | | | | | |
| at Oakland | | | | | | | | | | | |

* denotes starter

CAREER STATS

| Season | GP-GS | MIN-Avg | FG | Pct. | 3FG | Pct. | FT | Pct. |
|---------------|-------------|-----------------|--------------|-------------|-------------|-------------|--------------|-------------|
| 2018-19 | 17-0 | 197-11.6 | 16-51 | .314 | 9-30 | .300 | 14-16 | .875 |
| TOTALS | 17-0 | 197-11.6 | 16-51 | .314 | 9-30 | .300 | 14-16 | .875 |

REBOUNDS

| Season | O-D-REB-AVG. | PF-DQ | AST | TO | BLK | STL | PTS-PPG |
|---------------|---------------------|-------------|-----------|----------|----------|----------|---------------|
| 2018-19 | 10-24-34-2.0 | 27-0 | 10 | 9 | 3 | 3 | 55-3.2 |
| TOTALS | 10-24-34-2.0 | 27-0 | 10 | 9 | 3 | 3 | 55-3.2 |



CAMRON JUSTICE

#5

Junior | Guard
6-3 | 180
Hindman, Ky.
Knott County Central (Vanderbilt)

Birthdate: February 13, 1997 (age 21)
Major: Organizational Leadership & Supervision

QUICK NOTES

2015 Kentucky Mr. Basketball selection and high school teammate of current Jaguar Evan Hall at Knott County Central High School... finished his high school career ranked third on the state's all-time list in points (3,588) and threes made (393)... originally committed to Tennessee and then attended Vanderbilt for two years before transferring to IUPUI in 2017... named MVP of the Niagara Regional of the Fort Myers Tip-Off this season after wins over St. Francis Brooklyn and Grambling.

CAREER/SEASON HIGHS

| CAREER HIGH | CATEGORY | SEASON HIGH |
|------------------------------------|----------|------------------------------------|
| 30 at UIC (1/4/19) | PTS | 30 at UIC (1/4/19) |
| 7 at Wright State (12/30/18) | REB | 7 at Wright State (12/30/18) |
| 7 vs. Western Illinois (12/15/18) | AST | 7 vs. Western Illinois (12/15/18) |
| 11 vs. Ball State (12/1/18) | FG | 11 vs. Ball State (12/1/18) |
| 20 - 2x | FGA | 20 - 2x |
| 6 at UIC (1/4/19) | 3FG | 6 at UIC (1/4/19) |
| 12 at Boston College (11/14/18) | 3FGA | 12 at Boston College (11/14/18) |
| 15 vs. Bradley (11/28/18) | FT | 15 vs. Bradley (11/28/18) |
| 15 vs. Bradley (11/28/18) | FTA | 15 vs. Bradley (11/28/18) |
| 3 at Boston College (11/14/18) | STL | 3 at Boston College (11/14/18) |
| --- | BLK | --- |
| 37 vs. Western Illinois (12/15/18) | MIN | 37 vs. Western Illinois (12/15/18) |

GAME-BY-GAME

| Opponent | MIN | FG | 3FG | FT | O-D-T | PF | A | TO | B | S | PTS |
|------------------|-----|-------|------|-------|-------|----|---|----|---|---|-----|
| at Xavier* | 11 | 1-6 | 1-4 | 6-7 | 0-3-3 | 2 | 0 | 3 | 0 | 1 | 9 |
| E. Illinois* | 36 | 7-18 | 2-9 | 5-7 | 1-4-5 | 2 | 3 | 2 | 0 | 0 | 21 |
| at Boston Coll.* | 33 | 7-19 | 2-12 | 13-13 | 1-1-2 | 2 | 3 | 1 | 0 | 3 | 29 |
| at Richmond* | 34 | 5-11 | 3-7 | 1-2 | 0-1-1 | 5 | 2 | 3 | 0 | 1 | 14 |
| vs. St. Francis* | 30 | 7-16 | 1-8 | 2-2 | 0-2-2 | 2 | 1 | 0 | 0 | 1 | 17 |
| vs. Grambling* | 30 | 8-15 | 5-8 | 2-2 | 0-4-4 | 2 | 2 | 3 | 0 | 0 | 23 |
| Bradley* | 36 | 4-9 | 4-7 | 15-15 | 0-5-5 | 1 | 2 | 2 | 0 | 0 | 27 |
| Ball State* | 36 | 11-20 | 3-8 | 3-4 | 1-0-1 | 5 | 2 | 1 | 0 | 1 | 28 |
| IU Kokomo* | 20 | 7-11 | 3-6 | 1-2 | 1-3-4 | 1 | 2 | 2 | 0 | 2 | 18 |
| IU Northwest* | 24 | 7-10 | 2-5 | 6-7 | 0-3-3 | 1 | 6 | 2 | 0 | 0 | 22 |
| W. Illinois* | 37 | 5-12 | 4-6 | 6-6 | 0-1-1 | 2 | 7 | 3 | 0 | 1 | 20 |
| at Purdue FW* | 33 | 10-18 | 4-8 | 1-1 | 0-3-3 | 1 | 0 | 3 | 0 | 1 | 25 |
| at Morehead St.* | 35 | 6-20 | 2-11 | 6-8 | 0-1-1 | 3 | 3 | 1 | 0 | 2 | 20 |
| at N. Kentucky* | 29 | 5-10 | 1-4 | 1-1 | 1-0-1 | 3 | 4 | 3 | 0 | 2 | 12 |
| at Wright St.* | 36 | 5-15 | 0-7 | 7-9 | 0-7-7 | 4 | 2 | 3 | 0 | 0 | 17 |
| at UIC* | 33 | 9-18 | 6-9 | 6-6 | 1-3-4 | 1 | 2 | 4 | 0 | 2 | 30 |
| Cleveland St.* | 32 | 5-9 | 1-3 | 2-2 | 0-1-1 | 2 | 6 | 4 | 0 | 0 | 13 |
| Y'town St. | | | | | | | | | | | |
| at Green Bay | | | | | | | | | | | |
| at Milwaukee | | | | | | | | | | | |
| Oakland | | | | | | | | | | | |
| Det. Mercy | | | | | | | | | | | |
| N. Kentucky | | | | | | | | | | | |
| Wright St. | | | | | | | | | | | |
| UIC | | | | | | | | | | | |
| at Y'town St. | | | | | | | | | | | |
| at Cleveland St. | | | | | | | | | | | |
| Milwaukee | | | | | | | | | | | |
| Green Bay | | | | | | | | | | | |
| at Det. Mercy | | | | | | | | | | | |
| at Oakland | | | | | | | | | | | |

* denotes starter

CAREER STATS

| Season | GP-GS | MIN-Avg | FG | Pct. | 3FG | Pct. | FT | Pct. |
|---------------|--------------|-----------------|----------------|-------------|---------------|-------------|--------------|-------------|
| 2015-16* | 26-0 | 257-9.9 | 31-75 | .413 | 21-54 | .389 | 5-6 | .833 |
| 2016-17* | 7-0 | 65-9.3 | 4-16 | .250 | 1-8 | .125 | 3-6 | .500 |
| 2018-19 | 17-17 | 525-30.9 | 109-237 | .460 | 44-122 | .361 | 83-94 | .883 |
| TOTALS | 17-17 | 525-30.9 | 109-237 | .460 | 44-122 | .361 | 83-94 | .883 |

REBOUNDS

| Season | O-D-REB-AVG. | PF-DQ | AST | TO | BLK | STL | PTS-PPG |
|---------------|--------------------|-------------|-----------|-----------|----------|-----------|-----------------|
| 2015-16* | 2-25-27-1.0 | 28-0 | 9 | 14 | 0 | 9 | 88-3.4 |
| 2016-17* | 0-6-6-0.9 | 5-0 | 7 | 4 | 0 | 3 | 12-1.7 |
| 2018-19 | 6-42-48-2.9 | 39-2 | 47 | 40 | 0 | 17 | 345-20.3 |
| TOTALS | 6-42-48-2.9 | 39-2 | 47 | 40 | 0 | 17 | 345-20.3 |

*at Vanderbilt | TOTALS only reflect IUPUI totals

PLAYER BIOS



NICK ROGERS

#10

Junior | Guard
6-1 | 170
Indianapolis, Ind.
Traders Point Academy (Toledo)

Birthdate: August 6, 1996 (age 22)
Major: General Studies

QUICK NOTES

Indianapolis-native began his high school career at Pike before later attending Traders Point Academy and Elev8 Academy in Florida... played one season at Toledo before transferring to IUPUI in 2016... lost the fingertips to three fingers on his right (shooting) hand in a lawn mowing accident when he was 15 as a sophomore at Pike, leading to a successful surgery to reattach the fingers... his father, Felix, played collegiately at UW-Whitewater from 1992-94 and ranks among the program leaders in 3's made (79) and 3pt percentage (48.9%).

CAREER/SEASON HIGHS

| CAREER HIGH | CATEGORY | SEASON HIGH |
|--------------------------------|----------|------------------------------------|
| 15 vs. IU Northwest (12/12/18) | PTS | 15 vs. IU Northwest (12/12/18) |
| 5 - 2x | REB | 3 - 3x |
| 6 - 3x | AST | 4 vs. IU Northwest (12/12/18) |
| 6 vs. IU Northwest (12/12/18) | FG | 6 vs. IU Northwest (12/12/18) |
| 11 at Green Bay (1/2/18) | FGA | 8 vs. IU Northwest (12/12/18) |
| 3 - 2x | 3FG | 3 vs. IU Northwest (12/12/18) |
| 5 - 3x | 3FGA | 5 vs. IU Northwest (12/12/18) |
| 8 - 2x | FT | 6 vs. Eastern Illinois (11/10/18) |
| 10 - 2x | FTA | 10 vs. Eastern Illinois (11/10/18) |
| 2 - 6x | STL | 2 - 2x |
| 1 - 2x | BLK | --- |
| 33 vs. UIC (1/4/18) | MIN | 23 - 2x |

GAME-BY-GAME

| Opponent | MIN | FG | 3FG | FT | O-D-T | PF | A | TO | B | S | PTS |
|------------------|-----|-----|-----|------|-------|----|---|----|---|---|-----|
| at Xavier | 19 | 1-2 | 1-1 | 0-0 | 0-3-3 | 3 | 3 | 3 | 0 | 0 | 3 |
| E. Illinois | 16 | 1-3 | 1-3 | 6-10 | 0-2-2 | 0 | 1 | 2 | 0 | 2 | 9 |
| at Boston Coll. | 15 | 2-2 | 2-2 | 2-2 | 0-1-1 | 2 | 1 | 1 | 0 | 1 | 8 |
| at Richmond | 15 | 3-5 | 1-2 | 0-0 | 0-1-1 | 1 | 1 | 0 | 0 | 0 | 7 |
| vs. St. Francis | 18 | 1-2 | 0-1 | 0-1 | 0-0-0 | 0 | 0 | 2 | 0 | 0 | 2 |
| vs. Grambling | 15 | 0-0 | 0-0 | 0-0 | 0-0-0 | 0 | 1 | 2 | 0 | 0 | 0 |
| Bradley | 17 | 1-4 | 1-4 | 0-0 | 0-1-1 | 1 | 1 | 3 | 0 | 0 | 3 |
| Ball State | 7 | 1-1 | 0-0 | 0-0 | 0-0-0 | 1 | 0 | 1 | 0 | 1 | 2 |
| IU Kokomo | 21 | 2-6 | 2-5 | 1-2 | 0-3-3 | 0 | 2 | 0 | 0 | 0 | 7 |
| IU Northwest | 23 | 6-8 | 3-5 | 0-0 | 0-2-2 | 2 | 4 | 1 | 0 | 0 | 15 |
| W. Illinois | 4 | 0-1 | 0-1 | 0-0 | 0-0-0 | 0 | 0 | 0 | 0 | 0 | 0 |
| at Purdue FW | 9 | 0-1 | 0-0 | 2-2 | 0-0-0 | 0 | 1 | 0 | 0 | 0 | 2 |
| at Morehead St. | 8 | 0-1 | 0-1 | 0-0 | 1-0-1 | 2 | 3 | 0 | 0 | 0 | 0 |
| at N. Kentucky | 17 | 4-6 | 0-1 | 3-3 | 3-0-3 | 1 | 0 | 3 | 0 | 0 | 11 |
| at Wright St. | 23 | 3-5 | 1-3 | 1-2 | 1-1-2 | 3 | 3 | 1 | 0 | 1 | 8 |
| at UIC | 14 | 1-3 | 0-1 | 0-0 | 0-1-1 | 2 | 0 | 1 | 0 | 1 | 2 |
| Cleveland St. | 22 | 3-5 | 1-2 | 5-6 | 1-0-1 | 1 | 3 | 2 | 0 | 2 | 12 |
| Y'town St. | | | | | | | | | | | |
| at Green Bay | | | | | | | | | | | |
| at Milwaukee | | | | | | | | | | | |
| Oakland | | | | | | | | | | | |
| Det. Mercy | | | | | | | | | | | |
| N. Kentucky | | | | | | | | | | | |
| Wright St. | | | | | | | | | | | |
| UIC | | | | | | | | | | | |
| at Y'town St. | | | | | | | | | | | |
| at Cleveland St. | | | | | | | | | | | |
| Milwaukee | | | | | | | | | | | |
| Green Bay | | | | | | | | | | | |
| at Det. Mercy | | | | | | | | | | | |
| at Oakland | | | | | | | | | | | |

* denotes starter


CAREER STATS

| Season | GP-GS | MIN-Avg | FG | Pct. | 3FG | Pct. | FT | Pct. |
|---------------|--------------|-----------------|---------------|-------------|--------------|-------------|--------------|-------------|
| 2015-16* | 31-0 | 282-9.1 | 15-55 | .273 | 7-26 | .269 | 30-44 | .682 |
| 2017-18 | 27-25 | 635-23.5 | 40-120 | .333 | 17-49 | .347 | 40-56 | .714 |
| 2018-19 | 17-0 | 263-15.5 | 29-55 | .527 | 13-32 | .406 | 20-27 | .741 |
| TOTALS | 44-25 | 898-20.4 | 69-175 | .394 | 30-81 | .370 | 60-83 | .723 |

REBOUNDS

| Season | O-D-REB-AVG. | PF-DQ | AST | TO | BLK | STL | PTS-PPG |
|---------------|---------------------|-------------|------------|-----------|----------|-----------|----------------|
| 2015-16* | 2-22-24-0.8 | 41-0 | 36 | 14 | 1 | 7 | 67-2.2 |
| 2017-18 | 8-35-43-1.6 | 54-1 | 81 | 56 | 1 | 12 | 137-5.1 |
| 2018-19 | 6-15-21-1.2 | 19-0 | 24 | 22 | 0 | 8 | 91-5.4 |
| TOTALS | 14-50-64-1.5 | 73-1 | 105 | 78 | 1 | 20 | 228-5.2 |

*at Toledo | TOTALS only reflect IUPUI totals



BRANDON KENYON

#11

Freshman | Forward/Center
6-10 | 225
Caledonia, Ontario
RISE Prep

Birthdate: February 18, 1999 (age 19)
Major: Criminal Justice

QUICK NOTES

First Canadian-born IUPUI player since 1998-1999 (Shaun Clarke), however Clarke red-shirted his lone season and never appeared in a game for the Jaguars... was a teammate of Duke's R.J. Barrett and Florida guard Andrew Nembhard while playing for the 17U Nike EYBL UPLAY Canada program... is one of 119 Canadians playing Division I basketball this season, 77 of whom are Ontario natives.

CAREER/SEASON HIGHS

| CAREER HIGH | CATEGORY | SEASON HIGH |
|-------------------------------|----------|-------------------------------|
| 8 vs. IU Kokomo (12/6/18) | PTS | 8 vs. IU Kokomo (12/6/18) |
| 4 vs. IU Northwest (12/12/18) | REB | 4 vs. IU Northwest (12/12/18) |
| 1 vs. IU Kokomo (12/6/18) | AST | 1 vs. IU Kokomo (12/6/18) |
| 3 vs. IU Kokomo (12/6/18) | FG | 3 vs. IU Kokomo (12/6/18) |
| 6 vs. IU Kokomo (12/6/18) | FGA | 6 vs. IU Kokomo (12/6/18) |
| --- | 3FG | --- |
| 2 vs. IU Kokomo (12/6/18) | 3FGA | 2 vs. IU Kokomo (12/6/18) |
| 3 at Xavier (11/6/18) | FT | 3 at Xavier (11/6/18) |
| 3 at Xavier (11/6/18) | FTA | 3 at Xavier (11/6/18) |
| 1 - 2x | STL | 1 - 2x |
| 1 - 2x | BLK | 1 - 2x |
| 16 at Xavier (11/6/18) | MIN | 16 at Xavier (11/6/18) |

GAME-BY-GAME

| Opponent | MIN | FG | 3FG | FT | O-D-T | PF | A | TO | B | S | PTS |
|------------------|-----|-----|-----|-----|-------|----|---|----|---|---|-----|
| at Xavier | 16 | 2-5 | 0-1 | 3-3 | 0-1-1 | 5 | 0 | 1 | 0 | 0 | 7 |
| E. Illinois | 3 | 0-0 | 0-0 | 0-0 | 0-0-0 | 0 | 0 | 0 | 1 | 0 | 0 |
| at Boston Coll. | | | | | | | | | | | |
| at Richmond | | | | | | | | | | | |
| vs. St. Francis | 2 | 0-1 | 0-0 | 1-2 | 0-2-2 | 0 | 0 | 0 | 0 | 1 | 1 |
| vs. Grambling | 1 | 0-0 | 0-0 | 0-0 | 0-0-0 | 0 | 0 | 0 | 0 | 0 | 0 |
| Bradley | | | | | | | | | | | |
| Ball State | | | | | | | | | | | |
| IU Kokomo | 10 | 3-6 | 0-2 | 2-2 | 0-1-1 | 1 | 1 | 0 | 1 | 0 | 8 |
| IU Northwest | 9 | 1-3 | 0-0 | 0-2 | 2-2-4 | 0 | 0 | 0 | 0 | 1 | 2 |
| W. Illinois | | | | | | | | | | | |
| at Purdue FW | | | | | | | | | | | |
| at Morehead St. | | | | | | | | | | | |
| at N. Kentucky | | | | | | | | | | | |
| at Wright St. | | | | | | | | | | | |
| at UIC | | | | | | | | | | | |
| Cleveland St. | 1 | 0-1 | 0-1 | 0-0 | 0-0-0 | 0 | 0 | 0 | 0 | 0 | 0 |
| Y'town St. | | | | | | | | | | | |
| at Green Bay | | | | | | | | | | | |
| at Milwaukee | | | | | | | | | | | |
| Oakland | | | | | | | | | | | |
| Det. Mercy | | | | | | | | | | | |
| N. Kentucky | | | | | | | | | | | |
| Wright St. | | | | | | | | | | | |
| UIC | | | | | | | | | | | |
| at Y'town St. | | | | | | | | | | | |
| at Cleveland St. | | | | | | | | | | | |
| Milwaukee | | | | | | | | | | | |
| Green Bay | | | | | | | | | | | |
| at Det. Mercy | | | | | | | | | | | |
| at Oakland | | | | | | | | | | | |

* denotes starter

CAREER STATS

| Season | GP-GS | MIN-Avg | FG | Pct. | 3FG | Pct. | FT | Pct. |
|---------------|------------|---------------|-------------|-------------|------------|-------------|------------|-------------|
| 2018-19 | 7-0 | 42-6.0 | 6-16 | .375 | 0-4 | .000 | 6-9 | .667 |
| TOTALS | 7-0 | 42-6.0 | 6-15 | .375 | 0-4 | .000 | 6-9 | .667 |

REBOUNDS

| Season | O-D-REB-AVG. | PF-DQ | AST | TO | BLK | STL | PTS-PPG |
|---------------|------------------|------------|----------|----------|----------|----------|---------------|
| 2018-19 | 2-6-8-1.1 | 6-1 | 1 | 1 | 2 | 2 | 18-2.6 |
| TOTALS | 2-6-8-1.1 | 6-1 | 1 | 1 | 2 | 2 | 18-2.6 |

PLAYER BIOS



AHMED ISMAIL

#15

Senior | Center
7-1 | 260
Cairo, Egypt
Nakhas Zagazig (Colby C.C./Manhattan)

Birthdate: January 21, 1995 (age 23)
Major: General Studies

QUICK NOTES

Oldest player on the team... tallest player in IUPUI history at 7-foot-1... began his college career at Colby [Kan.] Community College before playing the 2016-17 season at Manhattan where he averaged 3.9 points and 4.9 rebounds per game... one of four Egypt natives playing Division I basketball this season (Omar El-Sheikh/Fairfield, Karim Sameh Azab/Memphis & Ehab Amin/Oregon)... oldest player on the team will turn 24 in January... just the second 7-footer in program history, joining Bill Van Senus (2003-2008).

CAREER/SEASON HIGHS

| CAREER HIGH | CATEGORY | SEASON HIGH |
|------------------------------------|----------|------------------------------------|
| 17 vs. Western Illinois (12/15/18) | PTS | 17 vs. Western Illinois (12/15/18) |
| 10 vs. Grambling (11/24/18) | REB | 10 vs. Grambling (11/24/18) |
| 3 - 2x | AST | 3 - 2x |
| 6 - 2x | FG | 6 - 2x |
| 9 vs. Grambling (11/24/18) | FGA | 9 vs. Grambling (11/24/18) |
| 1 vs. Western Illinois (12/15/18) | 3FG | 1 vs. Western Illinois (12/15/18) |
| 1 - 2x | 3FGA | 1 - 2x |
| 6 vs. Western Illinois (12/15/18) | FT | 6 vs. Western Illinois (12/15/18) |
| 8 vs. Western Illinois (12/15/18) | FTA | 8 vs. Western Illinois (12/15/18) |
| 1 - 2x | STL | 1 - 2x |
| 2 vs. Bradley (11/28/18) | BLK | 2 vs. Bradley (11/28/18) |
| 26 vs. Grambling (11/24/18) | MIN | 26 vs. Grambling (11/24/18) |

GAME-BY-GAME

| Opponent | MIN | FG | 3FG | FT | O-D-T | PF | A | TO | B | S | PTS |
|------------------|-----|-----|-----|-----|--------|----|---|----|---|---|-----|
| at Xavier* | 18 | 0-0 | 0-0 | 3-4 | 1-5-6 | 4 | 0 | 2 | 0 | 0 | 3 |
| E. Illinois | 5 | 0-2 | 0-0 | 1-2 | 2-2-4 | 4 | 0 | 1 | 1 | 0 | 1 |
| at Boston Coll. | 7 | 0-1 | 0-0 | 0-0 | 0-0-0 | 5 | 1 | 1 | 0 | 0 | 0 |
| at Richmond | 12 | 0-1 | 0-0 | 1-2 | 0-2-2 | 2 | 0 | 3 | 0 | 0 | 1 |
| vs. St. Francis | 15 | 2-4 | 0-0 | 1-2 | 1-2-3 | 2 | 1 | 2 | 1 | 0 | 5 |
| vs. Grambling | 26 | 6-9 | 0-0 | 4-4 | 4-6-10 | 4 | 3 | 1 | 0 | 0 | 16 |
| Bradley | 22 | 5-7 | 0-0 | 3-5 | 0-5-5 | 3 | 1 | 0 | 2 | 1 | 13 |
| Ball State | 12 | 2-2 | 0-0 | 3-4 | 1-1-2 | 5 | 0 | 4 | 0 | 0 | 7 |
| IU Kokomo | 13 | 5-8 | 0-0 | 4-5 | 1-7-8 | 0 | 0 | 2 | 0 | 0 | 14 |
| IU Northwest | 14 | 3-5 | 0-0 | 3-6 | 1-2-3 | 2 | 0 | 3 | 1 | 0 | 9 |
| W. Illinois | 17 | 5-7 | 1-1 | 6-8 | 3-6-9 | 3 | 2 | 1 | 1 | 0 | 17 |
| at Purdue FW | 21 | 0-2 | 0-0 | 0-0 | 0-5-5 | 4 | 0 | 1 | 1 | 0 | 0 |
| at Morehead St. | 18 | 1-3 | 0-0 | 2-3 | 2-4-6 | 2 | 0 | 2 | 0 | 0 | 4 |
| at N. Kentucky | 25 | 5-7 | 0-0 | 1-3 | 1-4-5 | 4 | 0 | 1 | 0 | 0 | 11 |
| at Wright St. | 16 | 3-5 | 0-1 | 4-5 | 2-1-3 | 1 | 0 | 4 | 0 | 0 | 10 |
| at UIC | 14 | 0-3 | 0-0 | 1-2 | 3-3-6 | 2 | 0 | 0 | 1 | 0 | 1 |
| Cleveland St. | 20 | 6-7 | 0-0 | 1-3 | 2-3-5 | 1 | 3 | 1 | 1 | 1 | 13 |
| Y'town St. | | | | | | | | | | | |
| at Green Bay | | | | | | | | | | | |
| at Milwaukee | | | | | | | | | | | |
| Oakland | | | | | | | | | | | |
| Det. Mercy | | | | | | | | | | | |
| N. Kentucky | | | | | | | | | | | |
| Wright St. | | | | | | | | | | | |
| UIC | | | | | | | | | | | |
| at Y'town St. | | | | | | | | | | | |
| at Cleveland St. | | | | | | | | | | | |
| Milwaukee | | | | | | | | | | | |
| Green Bay | | | | | | | | | | | |
| at Det. Mercy | | | | | | | | | | | |
| at Oakland | | | | | | | | | | | |

* denotes starter

CAREER STATS

| Season | GP-GS | MIN-Avg | FG | Pct. | 3FG | Pct. | FT | Pct. |
|---------------|-------------|-----------------|--------------|-------------|------------|-------------|--------------|-------------|
| 2016-17* | 30-19 | 483-16.1 | 42-82 | .512 | 1-4 | .250 | 32-52 | .615 |
| 2018-19 | 17-1 | 275-16.2 | 43-73 | .589 | 1-2 | .500 | 38-58 | .655 |
| TOTALS | 17-1 | 275-16.2 | 43-73 | .589 | 1-2 | .500 | 38-58 | .655 |

REBOUNDS

| Season | O-D-REB-AVG. | PF-DQ | AST | TO | BLK | STL | PTS-PPG |
|---------------|---------------------|-------------|-----------|-----------|----------|----------|----------------|
| 2016-17* | 49-95-144-4.8 | 99-7 | 8 | 47 | 32 | 7 | 117-3.9 |
| 2018-19 | 24-58-82-4.8 | 48-2 | 11 | 29 | 9 | 2 | 125-7.4 |
| TOTALS | 24-58-82-4.8 | 48-2 | 11 | 29 | 9 | 2 | 125-7.4 |

*at Manhattan | TOTALS only reflect IUPUI totals



D.J. McCALL

#22

Senior | Guard
6-6 | 190
Fort Wayne, Ind.
Concordia Lutheran

Birthdate: October 23, 1995 (age 23)
Major: Masters in Applied Data Science

QUICK NOTES

Completed his undergraduate work in Informatics in three years and is now pursuing his Master's degree in Applied Data Science/Sports Analytics... mentors high school students in the Informatics Diversity-Enhanced Workforce (iDEW) program... voted Academic All-Horizon League as a junior... named to the Niagara Regional All-Tournament Team of the Fort Myers Tip-Off earlier this season... was an Indiana All-Star at the close of his high school career... helped his high school team to a Class 3A state runner-up finish in 2013.

CAREER/SEASON HIGHS

| CAREER HIGH | CATEGORY | SEASON HIGH |
|------------------------------------|----------|----------------------------------|
| 25 at Western Illinois (11/28/17) | PTS | 13 vs. Cleveland State (1/10/19) |
| 13 at Ball State (12/3/16) | REB | 10 vs. IU Kokomo (12/6/18) |
| 7 vs. Marian (12/28/16) | AST | 5 - 3x |
| 9 at Western Illinois (11/28/17) | FG | 6 vs. Cleveland State (1/10/19) |
| 20 at Western Illinois (11/28/17) | FGA | 10 vs. Ball State (12/1/18) |
| 3 - 3x | 3FG | 1 - 3x |
| 7 at Western Illinois (11/28/17) | 3FGA | 2 - 2x |
| 9 vs. Wright State (2/23/18) | FT | 3 - 3x |
| 11 vs. Wright State (2/23/18) | FTA | 4 - 2x |
| 4 - 4x | STL | 4 vs. Ball State (12/1/18) |
| 2 vs. Detroit Mercy (1/16/18) | BLK | 1 - 4x |
| 38 at North Dakota State (2/19/15) | MIN | 33 at UIC (1/4/19) |

GAME-BY-GAME

| Opponent | MIN | FG | 3FG | FT | O-D-T | PF | A | TO | B | S | PTS |
|------------------|-----|------|-----|-----|--------|----|---|----|---|---|-----|
| at Xavier* | 32 | 2-8 | 0-1 | 0-2 | 4-1-5 | 1 | 5 | 0 | 0 | 0 | 4 |
| E. Illinois* | 31 | 0-5 | 0-1 | 0-0 | 3-4-7 | 2 | 5 | 2 | 0 | 1 | 0 |
| at Boston Coll.* | 28 | 0-3 | 0-0 | 0-0 | 4-3-7 | 2 | 1 | 4 | 0 | 0 | 0 |
| at Richmond* | 30 | 5-6 | 0-0 | 1-2 | 2-4-6 | 4 | 1 | 2 | 0 | 1 | 11 |
| vs. St. Francis* | 32 | 5-8 | 0-0 | 2-2 | 1-1-2 | 1 | 1 | 1 | 0 | 3 | 12 |
| vs. Grambling* | 25 | 3-5 | 1-2 | 2-3 | 2-1-3 | 0 | 2 | 0 | 0 | 0 | 9 |
| Bradley* | 26 | 1-3 | 0-0 | 3-4 | 2-4-6 | 4 | 3 | 3 | 0 | 0 | 5 |
| Ball State* | 28 | 2-10 | 0-1 | 0-0 | 0-4-4 | 2 | 1 | 1 | 1 | 4 | 4 |
| IU Kokomo* | 23 | 3-4 | 1-1 | 2-3 | 3-7-10 | 2 | 5 | 3 | 1 | 1 | 9 |
| IU Northwest* | 21 | 3-4 | 0-0 | 3-3 | 0-4-4 | 1 | 2 | 5 | 0 | 1 | 9 |
| W. Illinois* | 29 | 1-4 | 0-2 | 0-2 | 2-5-7 | 3 | 2 | 0 | 1 | 0 | 2 |
| at Purdue FW* | 28 | 2-4 | 0-0 | 0-0 | 1-2-3 | 2 | 2 | 2 | 0 | 3 | 4 |
| at Morehead St.* | 25 | 2-6 | 0-1 | 0-1 | 0-3-3 | 1 | 3 | 1 | 0 | 2 | 4 |
| at N. Kentucky* | 20 | 1-4 | 0-0 | 0-0 | 2-4-6 | 2 | 1 | 1 | 1 | 1 | 2 |
| at Wright St.* | 31 | 1-2 | 0-0 | 0-0 | 1-7-8 | 3 | 2 | 2 | 0 | 0 | 2 |
| at UIC* | 33 | 2-6 | 0-0 | 3-4 | 2-3-5 | 2 | 0 | 3 | 0 | 1 | 7 |
| Cleveland St.* | 17 | 6-8 | 1-1 | 0-0 | 1-3-4 | 3 | 2 | 3 | 0 | 0 | 13 |
| Y'town St. | | | | | | | | | | | |
| at Green Bay | | | | | | | | | | | |
| at Milwaukee | | | | | | | | | | | |
| Oakland | | | | | | | | | | | |
| Det. Mercy | | | | | | | | | | | |
| N. Kentucky | | | | | | | | | | | |
| Wright St. | | | | | | | | | | | |
| UIC | | | | | | | | | | | |
| at Y'town St. | | | | | | | | | | | |
| at Cleveland St. | | | | | | | | | | | |
| Milwaukee | | | | | | | | | | | |
| Green Bay | | | | | | | | | | | |
| at Det. Mercy | | | | | | | | | | | |
| at Oakland | | | | | | | | | | | |

* denotes starter


CAREER STATS

| Season | GP-GS | MIN-Avg | FG | Pct. | 3FG | Pct. | FT | Pct. |
|---------------|---------------|------------------|----------------|-------------|--------------|-------------|----------------|-------------|
| 2014-15 | 31-15 | 664-21.4 | 52-124 | .419 | 6-19 | .316 | 39-61 | .639 |
| 2016-17 | 32-22 | 678-21.2 | 51-120 | .425 | 5-18 | .278 | 45-77 | .584 |
| 2017-18 | 29-27 | 799-27.6 | 70-173 | .405 | 10-40 | .250 | 53-74 | .716 |
| 2018-19 | 17-17 | 459-27.0 | 39-90 | .433 | 3-10 | .300 | 16-26 | .615 |
| TOTALS | 109-81 | 2600-23.9 | 212-507 | .418 | 24-87 | .276 | 153-238 | .643 |

REBOUNDS

| Season | O-D-REB-AVG. | PF-DQ | AST | TO | BLK | STL | PTS-PPG |
|---------------|------------------------|--------------|------------|------------|-----------|------------|----------------|
| 2015-16 | 31-58-89-2.9 | 49-1 | 38 | 55 | 1 | 19 | 149-4.8 |
| 2016-17 | 66-95-161-5.0 | 71-0 | 48 | 41 | 8 | 22 | 152-4.8 |
| 2017-18 | 48-73-121-4.2 | 67-2 | 57 | 41 | 11 | 43 | 203-7.0 |
| 2018-19 | 30-60-90-5.3 | 35-0 | 38 | 33 | 4 | 18 | 97-5.7 |
| TOTALS | 175-286-461-4.2 | 222-3 | 181 | 170 | 24 | 102 | 601-5.5 |

PLAYER BIOS



GRANT WEATHERFORD #23

Sophomore | Guard
6-2 | 185
Cicero, Ind.
Hamilton Heights (Purdue/Midland J.C.)

Birthdate: August 7, 1996 (age 22)
Major: General Studies

QUICK NOTES

Began his college career by redshirting in 2015-16 at Purdue before transferring to Midland [Tex.] College for the 2016-17 season... was granted a clock extension in December 2018, effectively, making him a sophomore... comes from a family filled with athletes as brother Sterling is a redshirt freshman DB on the Miami (Ohio) football team, older sister Dakota played basketball at Evansville & Louisville and oldest brother Austin played basketball at Rose Hulman... also garnered D1 football interest as a WR (155 catches, 60 TDs in high school).

CAREER/SEASON HIGHS

| CAREER HIGH | CATEGORY | SEASON HIGH |
|------------------------------------|----------|------------------------------------|
| 20 at Purdue Fort Wayne (12/18/18) | PTS | 20 at Purdue Fort Wayne (12/18/18) |
| 7 at Morehead State (12/21/18) | REB | 7 at Morehead State (12/21/18) |
| 6 vs. IU Northwest (12/12/18) | AST | 6 vs. IU Northwest (12/12/18) |
| 6 at Purdue Fort Wayne (12/18/18) | FG | 6 at Purdue Fort Wayne (12/18/18) |
| 10 - 2x | FGA | 10 - 2x |
| 1 - 5x | 3FG | 1 - 5x |
| 2 - 3x | 3FGA | 2 - 3x |
| 7 - 2x | FT | 7 - 2x |
| 8 vs. Western Illinois (12/15/18) | FTA | 8 vs. Western Illinois (12/15/18) |
| 3 - 2x | STL | 3 - 2x |
| 1 vs. Western Illinois (12/15/18) | BLK | 1 vs. Western Illinois (12/15/18) |
| 35 at Wright State (12/30/18) | MIN | 35 at Wright State (12/30/18) |

GAME-BY-GAME

| Opponent | MIN | FG | 3FG | FT | O-D-T | PF | A | TO | B | S | PTS |
|------------------|-----|------|-----|-----|-------|----|---|----|---|---|-----|
| at Xavier* | 26 | 3-7 | 0-1 | 2-2 | 0-2-2 | 3 | 1 | 3 | 0 | 1 | 8 |
| E. Illinois* | 25 | 5-5 | 1-1 | 3-4 | 0-1-1 | 5 | 4 | 4 | 0 | 0 | 14 |
| at Boston Coll.* | 30 | 1-4 | 0-1 | 2-3 | 0-3-3 | 3 | 3 | 2 | 0 | 1 | 4 |
| at Richmond* | 23 | 3-4 | 0-0 | 0-0 | 2-1-3 | 1 | 3 | 0 | 0 | 1 | 6 |
| vs. St. Francis* | 16 | 0-1 | 0-0 | 0-0 | 0-2-2 | 1 | 0 | 3 | 0 | 3 | 0 |
| vs. Grambling* | 30 | 2-2 | 0-0 | 2-2 | 1-1-2 | 4 | 5 | 1 | 0 | 2 | 6 |
| Bradley* | 33 | 2-4 | 0-1 | 4-7 | 0-2-2 | 3 | 2 | 1 | 0 | 2 | 8 |
| Ball State* | 28 | 2-3 | 1-1 | 4-6 | 2-3-5 | 3 | 0 | 1 | 0 | 0 | 9 |
| IU Kokomo* | 22 | 1-2 | 0-0 | 0-0 | 1-2-3 | 2 | 5 | 0 | 0 | 1 | 2 |
| IU Northwest* | 19 | 1-2 | 0-0 | 0-0 | 0-3-3 | 1 | 6 | 0 | 0 | 2 | 2 |
| W. Illinois* | 29 | 3-6 | 0-0 | 7-8 | 0-1-1 | 3 | 4 | 0 | 1 | 0 | 13 |
| at Purdue FW* | 31 | 6-10 | 1-2 | 7-7 | 1-5-6 | 3 | 3 | 1 | 0 | 2 | 20 |
| at Morehead St.* | 27 | 2-7 | 0-0 | 0-2 | 2-5-7 | 3 | 1 | 0 | 0 | 0 | 4 |
| at N. Kentucky* | 33 | 4-10 | 0-2 | 2-3 | 0-1-1 | 3 | 3 | 1 | 0 | 1 | 10 |
| at Wright St.* | 35 | 2-6 | 1-2 | 2-2 | 0-1-1 | 5 | 0 | 1 | 0 | 3 | 7 |
| at UIC* | 26 | 0-2 | 0-0 | 0-0 | 1-1-2 | 3 | 5 | 3 | 0 | 2 | 0 |
| Cleveland St.* | 21 | 1-2 | 1-1 | 0-0 | 2-1-3 | 5 | 2 | 4 | 0 | 1 | 3 |
| Y'town St. | | | | | | | | | | | |
| at Green Bay | | | | | | | | | | | |
| at Milwaukee | | | | | | | | | | | |
| Oakland | | | | | | | | | | | |
| Det. Mercy | | | | | | | | | | | |
| N. Kentucky | | | | | | | | | | | |
| Wright St. | | | | | | | | | | | |
| UIC | | | | | | | | | | | |
| at Y'town St. | | | | | | | | | | | |
| at Cleveland St. | | | | | | | | | | | |
| Milwaukee | | | | | | | | | | | |
| Green Bay | | | | | | | | | | | |
| at Det. Mercy | | | | | | | | | | | |
| at Oakland | | | | | | | | | | | |


* denotes starter

CAREER STATS

| Season | GP-GS | MIN-Avg | FG | Pct. | 3FG | Pct. | FT | Pct. |
|---------------|--------------|-----------------|--------------|-------------|-------------|-------------|--------------|-------------|
| 2018-19 | 17-17 | 454-26.7 | 38-77 | .494 | 5-12 | .417 | 35-46 | .761 |
| TOTALS | 17-17 | 454-26.7 | 38-77 | .494 | 5-12 | .417 | 35-46 | .761 |

REBOUNDS

| Season | O-D-REB-AVG. | PF-DQ | AST | TO | BLK | STL | PTS-PPG |
|---------------|---------------------|-------------|-----------|-----------|----------|-----------|----------------|
| 2018-19 | 12-35-47-2.8 | 51-3 | 47 | 25 | 1 | 22 | 116-6.8 |
| TOTALS | 12-35-47-2.8 | 51-3 | 47 | 25 | 1 | 22 | 116-6.8 |



EVAN HALL #24

Senior | Forward
6-7 | 230
Hindman, Ky.
Knott County Central

Birthdate: August 10, 1996 (age 22)
Major: Organizational Leadership & Supervision

QUICK NOTES

High school teammate of Camron Justice while at Knott County Central... made his lone career three in his collegiate debut, helping seal a road win at Indiana State (Nov. 13, 2015)... became the 15th in school history to collect 500 career rebounds, doing so at UIC on Jan. 4... is the fourth player in the program's Division I history to grab 200 offensive rebounds, joining a group that includes Don Carlisle, Brandon Cole and Jon Avery... won a national championship on the AAU circuit in 2014 with The Ville.

CAREER/SEASON HIGHS

| CAREER HIGH | CATEGORY | SEASON HIGH |
|---------------------------------|----------|-----------------------------------|
| 21 vs. Omaha (1/11/17) | PTS | 18 at Boston College (11/14/18) |
| 12 vs. Oakland (2/19/18) | REB | 10 at Boston College (11/14/18) |
| 5 vs. Ball State (12/1/18) | AST | 5 vs. Ball State (12/1/18) |
| 10 at Milwaukee (2/16/18) | FG | 8 at Boston College (11/14/18) |
| 16 at Boston College (11/14/18) | FGA | 16 at Boston College (11/14/18) |
| 1 at Indiana State (11/13/15) | 3FG | --- |
| 1 at Indiana State (11/13/15) | 3FGA | --- |
| 8 vs. Urbana (12/12/16) | FT | 3 at Richmond (11/16/18) |
| 9 - 2x | FTA | 7 vs. Western Illinois (12/15/18) |
| 4 vs. Ball State (12/1/18) | STL | 4 vs. Ball State (12/1/18) |
| 4 at Milwaukee (2/16/18) | BLK | 3 vs. IU Northwest (12/12/18) |
| 33 - 2x | MIN | 33 at Boston College (11/14/18) |

GAME-BY-GAME

| Opponent | MIN | FG | 3FG | FT | O-D-T | PF | A | TO | B | S | PTS |
|------------------|-----|------|-----|-----|--------|----|---|----|---|---|-----|
| at Xavier | | | | | | | | | | | |
| E. Illinois* | 26 | 3-5 | 0-0 | 0-0 | 1-1-2 | 3 | 1 | 2 | 0 | 1 | 6 |
| at Boston Coll.* | 33 | 8-16 | 0-0 | 2-6 | 6-4-10 | 2 | 0 | 2 | 2 | 1 | 18 |
| at Richmond* | 27 | 5-7 | 0-0 | 3-6 | 2-3-5 | 2 | 2 | 3 | 2 | 0 | 13 |
| vs. St. Francis* | 23 | 7-9 | 0-0 | 1-4 | 0-8-8 | 2 | 1 | 5 | 1 | 0 | 15 |
| vs. Grambling* | 15 | 3-10 | 0-0 | 0-1 | 1-3-4 | 5 | 1 | 2 | 0 | 0 | 6 |
| Bradley* | 17 | 4-6 | 0-0 | 1-5 | 1-3-4 | 4 | 0 | 0 | 2 | 0 | 9 |
| Ball State* | 27 | 3-8 | 0-0 | 0-3 | 1-1-2 | 4 | 5 | 4 | 0 | 4 | 6 |
| IU Kokomo* | 17 | 3-8 | 0-0 | 1-2 | 4-2-6 | 3 | 0 | 1 | 2 | 0 | 7 |
| IU Northwest* | 17 | 4-6 | 0-0 | 0-2 | 3-3-6 | 3 | 1 | 3 | 3 | 0 | 8 |
| W. Illinois* | 23 | 4-8 | 0-0 | 2-7 | 2-3-5 | 2 | 0 | 2 | 1 | 1 | 10 |
| at Purdue FW* | 16 | 1-9 | 0-0 | 1-4 | 4-1-5 | 1 | 1 | 2 | 1 | 1 | 3 |
| at Morehead St.* | 15 | 4-9 | 0-0 | 1-2 | 4-4-8 | 4 | 1 | 2 | 1 | 0 | 9 |
| at N. Kentucky* | 15 | 3-6 | 0-0 | 0-0 | 0-3-3 | 5 | 0 | 2 | 0 | 1 | 6 |
| at Wright St.* | 24 | 6-11 | 0-0 | 1-2 | 2-2-4 | 4 | 0 | 1 | 0 | 0 | 13 |
| at UIC* | 26 | 4-12 | 0-0 | 1-2 | 2-3-5 | 3 | 4 | 3 | 0 | 1 | 9 |
| Cleveland St.* | 21 | 5-6 | 0-0 | 0-4 | 2-5-7 | 4 | 2 | 1 | 0 | 0 | 10 |
| Y'town St. | | | | | | | | | | | |
| at Green Bay | | | | | | | | | | | |
| at Milwaukee | | | | | | | | | | | |
| Oakland | | | | | | | | | | | |
| Det. Mercy | | | | | | | | | | | |
| N. Kentucky | | | | | | | | | | | |
| Wright St. | | | | | | | | | | | |
| UIC | | | | | | | | | | | |
| at Y'town St. | | | | | | | | | | | |
| at Cleveland St. | | | | | | | | | | | |
| Milwaukee | | | | | | | | | | | |
| Green Bay | | | | | | | | | | | |
| at Det. Mercy | | | | | | | | | | | |
| at Oakland | | | | | | | | | | | |

* denotes starter

CAREER STATS

| Season | GP-GS | MIN-Avg | FG | Pct. | 3FG | Pct. | FT | Pct. |
|---------------|--------------|------------------|----------------|-------------|------------|--------------|---------------|-------------|
| 2015-16 | 23-11 | 383-16.7 | 50-97 | .515 | 1-1 | 1.000 | 19-47 | .404 |
| 2016-17 | 30-23 | 596-19.9 | 96-163 | .589 | 0-0 | .000 | 35-89 | .393 |
| 2017-18 | 29-29 | 655-22.6 | 97-215 | .451 | 0-0 | .000 | 30-102 | .294 |
| 2018-19 | 16-16 | 342-21.4 | 67-136 | .493 | 0-0 | .000 | 14-50 | .280 |
| TOTALS | 98-79 | 1976-20.2 | 310-611 | .507 | 1-1 | 1.000 | 98-288 | .340 |

REBOUNDS

| Season | O-D-REB-AVG. | PF-DQ | AST | TO | BLK | STL | PTS-PPG |
|---------------|------------------------|--------------|-----------|------------|-----------|-----------|----------------|
| 2015-16 | 41-50-91-4.0 | 67-4 | 14 | 17 | 7 | 10 | 120-5.2 |
| 2016-17 | 73-83-156-5.2 | 83-1 | 14 | 40 | 24 | 16 | 227-7.6 |
| 2017-18 | 74-104-178-6.1 | 79-1 | 20 | 54 | 25 | 21 | 224-7.7 |
| 2018-19 | 35-49-84-5.3 | 51-2 | 19 | 35 | 15 | 10 | 148-9.3 |
| TOTALS | 223-286-509-5.2 | 280-8 | 67 | 146 | 71 | 57 | 719-7.3 |

PLAYER BIOS



TREVOR JOHNSON #25

Junior | Guard
6-2 | 170
Flagstaff, Ariz.
Flagstaff (Mesa C.C.)

Birthdate: December 25, 1995 (age 22)
Major: General Studies

QUICK NOTES

Joined the IUPUI program at the start of the spring semester in 2018 but wasn't eligible until the start of the 2018-19 season... was one of the top prep players in Arizona at Flagstaff High School, averaging 20 points, six assists, five boards and three steals per game in earning the state's Division II, Section One Player of the Year Award... started the Jaguars' exhibition game against Central State as D.J. McCall was sidelined due to a stomach ailment.

CAREER/SEASON HIGHS

| CAREER HIGH | CATEGORY | SEASON HIGH |
|-------------------------------|----------|-------------------------------|
| 2 vs. IU Northwest (12/12/18) | PTS | 2 vs. IU Northwest (12/12/18) |
| 6 vs. IU Northwest (12/12/18) | REB | 6 vs. IU Northwest (12/12/18) |
| 3 vs. IU Northwest (12/12/18) | AST | 3 vs. IU Northwest (12/12/18) |
| 1 vs. IU Northwest (12/12/18) | FG | 1 vs. IU Northwest (12/12/18) |
| 2 - 2x | FGA | 2 - 2x |
| --- | 3FG | --- |
| 1 - 2x | 3FGA | 1 - 2x |
| --- | FT | --- |
| --- | FTA | --- |
| --- | STL | --- |
| 1 vs. IU Kokomo (12/6/18) | BLK | 1 vs. IU Kokomo (12/6/18) |
| 11 vs. IU Kokomo (12/6/18) | MIN | 11 vs. IU Kokomo (12/6/18) |

GAME-BY-GAME

| Opponent | MIN | FG | 3FG | FT | O-D-T | PF | A | TO | B | S | PTS |
|------------------|-----|-----|-----|-----|--------------|----|---|----|---|---|-----|
| at Xavier | | | | | DID NOT PLAY | | | | | | |
| E. Illinois | | | | | DID NOT PLAY | | | | | | |
| at Boston Coll. | | | | | DID NOT PLAY | | | | | | |
| at Richmond | | | | | DID NOT PLAY | | | | | | |
| vs. St. Francis | | | | | DID NOT PLAY | | | | | | |
| vs. Grambling | 1 | 0-0 | 0-0 | 0-0 | 0-0-0 | 0 | 0 | 0 | 0 | 0 | 0 |
| Bradley | | | | | DID NOT PLAY | | | | | | |
| Ball State | 1 | 0-0 | 0-0 | 0-0 | 0-0-0 | 0 | 0 | 0 | 0 | 0 | 0 |
| IU Kokomo | 11 | 0-2 | 0-1 | 0-0 | 0-1-1 | 0 | 1 | 0 | 1 | 0 | 0 |
| IU Northwest | 10 | 1-2 | 0-1 | 0-0 | 0-6-6 | 2 | 3 | 2 | 0 | 0 | 2 |
| W. Illinois | | | | | DID NOT PLAY | | | | | | |
| at Purdue FW | | | | | DID NOT PLAY | | | | | | |
| at Morehead St. | | | | | DID NOT PLAY | | | | | | |
| at N. Kentucky | 1 | 0-0 | 0-0 | 0-0 | 0-0-0 | 0 | 0 | 0 | 0 | 0 | 0 |
| at Wright St. | | | | | DID NOT PLAY | | | | | | |
| at UIC | | | | | DID NOT PLAY | | | | | | |
| Cleveland St. | 2 | 0-1 | 0-0 | 0-0 | 0-0-0 | 0 | 0 | 1 | 0 | 0 | 0 |
| Y'town St. | | | | | | | | | | | |
| at Green Bay | | | | | | | | | | | |
| at Milwaukee | | | | | | | | | | | |
| Oakland | | | | | | | | | | | |
| Det. Mercy | | | | | | | | | | | |
| N. Kentucky | | | | | | | | | | | |
| Wright St. | | | | | | | | | | | |
| UIC | | | | | | | | | | | |
| at Y'town St. | | | | | | | | | | | |
| at Cleveland St. | | | | | | | | | | | |
| Milwaukee | | | | | | | | | | | |
| Green Bay | | | | | | | | | | | |
| at Det. Mercy | | | | | | | | | | | |
| at Oakland | | | | | | | | | | | |

* denotes starter

CAREER STATS

| Season | GP-GS | MIN-Avg | FG | Pct. | 3FG | Pct. | FT | Pct. |
|---------------|------------|---------------|------------|-------------|------------|-------------|------------|-------------|
| 2018-19 | 6-0 | 26-4.3 | 1-5 | .200 | 0-2 | .000 | 0-0 | .000 |
| TOTALS | 6-0 | 26-4.3 | 1-5 | .200 | 0-2 | .000 | 0-0 | .000 |

REBOUNDS

| Season | O-D-REB-AVG. | PF-DQ | AST | TO | BLK | STL | PTS-PPG |
|---------------|----------------|------------|----------|----------|----------|----------|--------------|
| 2018-19 | 0-7-1.2 | 2-0 | 4 | 3 | 1 | 0 | 2-0.3 |
| TOTALS | 0-7-1.2 | 2-0 | 4 | 3 | 1 | 0 | 2-0.3 |



ELYJAH GOSS #32

Sophomore | Forward
6-7 | 195
Bolingbrook, Ill.
Plainfield East

Birthdate: April 28, 1998 (age 20)
Major: Sports Management

QUICK NOTES

Late bloomer redshirted his first season at IUPUI and has taken over a starting role as a sophomore... early indications show that he'll be an elite rebounder in his second full season... was an honorable mention All-State selection as a senior at Plainfield (Ill.) East High School after racking up 16 double-doubles and shooting a school record 56 percent from the floor... is the only player in Plainfield East history to average a double-double for a full season.

CAREER/SEASON HIGHS

| CAREER HIGH | CATEGORY | SEASON HIGH |
|-----------------------------------|----------|-----------------------------------|
| 16 vs. Cleveland State (1/10/19) | PTS | 16 vs. Cleveland State (1/10/19) |
| 13 vs. Cleveland State (1/10/19) | REB | 13 vs. Cleveland State (1/10/19) |
| 3 - 2x | AST | 3 vs. Cleveland State (1/10/19) |
| 6 - 2x | FG | 6 - 2x |
| 9 - 2x | FGA | 9 - 2x |
| 2 at Boston College (11/14/18) | 3FG | 2 at Boston College (11/14/18) |
| 3 vs. Eastern Illinois (11/10/18) | 3FGA | 3 vs. Eastern Illinois (11/10/18) |
| 6 vs. Cleveland State (1/10/19) | FT | 6 vs. Cleveland State (1/10/19) |
| 8 at Morehead State (12/21/18) | FTA | 8 at Morehead State (12/21/18) |
| 2 - 5x | STL | 2 - 5x |
| 3 vs. Anderson (11/13/17) | BLK | 2 - 5x |
| 33 - twice | MIN | 33 - twice |

GAME-BY-GAME

| Opponent | MIN | FG | 3FG | FT | O-D-T | PF | A | TO | B | S | PTS |
|------------------|-----|-----|-----|-----|---------|----|---|----|---|---|-----|
| at Xavier* | 26 | 2-5 | 0-1 | 0-2 | 2-6-8 | 0 | 0 | 1 | 2 | 1 | 4 |
| E. Illinois* | 27 | 3-7 | 1-3 | 3-4 | 3-7-10 | 1 | 1 | 1 | 2 | 1 | 10 |
| at Boston Coll.* | 28 | 3-5 | 2-2 | 1-1 | 3-7-10 | 3 | 0 | 1 | 0 | 0 | 9 |
| at Richmond* | 21 | 3-7 | 1-2 | 1-2 | 0-6-6 | 2 | 1 | 1 | 2 | 2 | 8 |
| vs. St. Francis* | 26 | 1-4 | 0-1 | 3-4 | 1-10-11 | 2 | 1 | 1 | 0 | 0 | 5 |
| vs. Grambling* | 22 | 2-6 | 0-2 | 1-2 | 2-4-6 | 4 | 1 | 1 | 1 | 1 | 5 |
| Bradley* | 26 | 6-7 | 0-0 | 0-0 | 3-3-6 | 3 | 2 | 0 | 0 | 1 | 12 |
| Ball State* | 26 | 2-4 | 0-1 | 0-0 | 0-6-6 | 0 | 1 | 1 | 0 | 1 | 4 |
| IU Kokomo* | 18 | 4-6 | 0-0 | 5-5 | 1-2-3 | 3 | 0 | 1 | 2 | 0 | 13 |
| IU Northwest* | 18 | 4-4 | 0-0 | 1-1 | 0-3-3 | 2 | 0 | 1 | 0 | 1 | 9 |
| W. Illinois* | 30 | 6-9 | 1-1 | 0-0 | 2-8-10 | 0 | 1 | 0 | 2 | 0 | 13 |
| at Purdue FW* | 21 | 1-3 | 0-0 | 0-0 | 2-2-4 | 1 | 2 | 0 | 0 | 0 | 2 |
| at Morehead St.* | 33 | 3-6 | 0-1 | 5-8 | 6-3-9 | 0 | 0 | 0 | 2 | 1 | 11 |
| at N. Kentucky* | 17 | 2-3 | 0-0 | 2-4 | 0-2-2 | 2 | 2 | 0 | 1 | 1 | 6 |
| at Wright St.* | 17 | 1-3 | 0-0 | 0-0 | 2-5-7 | 1 | 1 | 2 | 0 | 0 | 2 |
| at UIC* | 33 | 2-4 | 0-0 | 1-2 | 2-9-11 | 3 | 1 | 2 | 1 | 1 | 5 |
| Cleveland St.* | 27 | 5-9 | 0-1 | 6-6 | 5-8-13 | 3 | 3 | 1 | 1 | 2 | 16 |
| Y'town St. | | | | | | | | | | | |
| at Green Bay | | | | | | | | | | | |
| at Milwaukee | | | | | | | | | | | |
| Oakland | | | | | | | | | | | |
| Det. Mercy | | | | | | | | | | | |
| N. Kentucky | | | | | | | | | | | |
| Wright St. | | | | | | | | | | | |
| UIC | | | | | | | | | | | |
| at Y'town St. | | | | | | | | | | | |
| at Cleveland St. | | | | | | | | | | | |
| Milwaukee | | | | | | | | | | | |
| Green Bay | | | | | | | | | | | |
| at Det. Mercy | | | | | | | | | | | |
| at Oakland | | | | | | | | | | | |

* denotes starter


CAREER STATS

| Season | GP-GS | MIN-Avg | FG | Pct. | 3FG | Pct. | FT | Pct. |
|---------------|--------------|-----------------|---------------|-------------|-------------|-------------|--------------|-------------|
| 2017-18 | 30-0 | 414-13.8 | 41-93 | .441 | 4-13 | .308 | 22-29 | .759 |
| 2018-19 | 17-17 | 416-24.5 | 50-92 | .543 | 5-15 | .333 | 29-41 | .707 |
| TOTALS | 47-17 | 830-17.7 | 91-185 | .492 | 9-28 | .321 | 51-70 | .729 |

REBOUNDS

| Season | O-D-REB-AVG. | PF-DQ | AST | TO | BLK | STL | PTS-PPG |
|---------------|-----------------------|-------------|-----------|-----------|-----------|-----------|----------------|
| 2017-18 | 38-68-106-3.5 | 46-0 | 12 | 20 | 11 | 12 | 108-3.6 |
| 2018-19 | 34-91-125-7.4 | 29-0 | 18 | 14 | 14 | 13 | 134-7.9 |
| TOTALS | 72-159-231-4.9 | 75-0 | 30 | 34 | 25 | 25 | 242-5.1 |

PLAYER BIOS



DANIEL ALSTON

#55

Freshman | Guard
6-0 | 175
Champaign, Ill.
Judah Christian

Birthdate: May 5, 2000 (age 18)
Major: Sports Management

QUICK NOTES

IUPUI's youngest player... non-scholarship addition was a two-year letterwinner at Judah Christian (Ill.) High School and averaged 17.4 points, 6.3 rebounds and 3.2 assists per game as a senior... first IUPUI player to wear No. 55 since 2012 when Christian Siakam donned the number... is just the third player in the program's Division I history to wear No. 55, joining Siakam and Herbert Lambert.

CAREER/SEASON HIGHS

| CAREER HIGH | CATEGORY | SEASON HIGH |
|---------------------------------|----------|---------------------------------|
| 2 vs. IU Northwest (12/12/18) | PTS | 2 vs. IU Northwest (12/12/18) |
| 1 vs. Cleveland State (1/10/19) | REB | 1 vs. Cleveland State (1/10/19) |
| --- | AST | --- |
| 1 vs. IU Northwest (12/12/18) | FG | 1 vs. IU Northwest (12/12/18) |
| 2 vs. IU Northwest (12/12/18) | FGA | 2 vs. IU Northwest (12/12/18) |
| --- | 3FG | --- |
| 1 vs. IU Northwest (12/12/18) | 3FGA | 1 vs. IU Northwest (12/12/18) |
| --- | FT | --- |
| --- | FTA | --- |
| --- | STL | --- |
| --- | BLK | --- |
| 3 - 2x | MIN | 3 - 2x |

GAME-BY-GAME

| Opponent | MIN | FG | 3FG | FT | O-D-T | PF | A | TO | B | S | PTS |
|------------------|-----|-----|-----|-----|--------------|----|---|----|---|---|-----|
| at Xavier | | | | | DID NOT PLAY | | | | | | |
| E. Illinois | | | | | DID NOT PLAY | | | | | | |
| at Boston Coll. | | | | | DID NOT PLAY | | | | | | |
| at Richmond | | | | | DID NOT PLAY | | | | | | |
| vs. St. Francis | 1 | 0-0 | 0-0 | 0-0 | 0-0-0 | 0 | 0 | 0 | 0 | 0 | 0 |
| vs. Grambling | | | | | DID NOT PLAY | | | | | | |
| Bradley | | | | | DID NOT PLAY | | | | | | |
| Ball State | | | | | DID NOT PLAY | | | | | | |
| IU Kokomo | 3 | 0-0 | 0-0 | 0-0 | 0-0-0 | 0 | 0 | 1 | 0 | 0 | 0 |
| IU Northwest | 3 | 1-2 | 0-1 | 0-0 | 0-0-0 | 0 | 0 | 0 | 0 | 0 | 2 |
| W. Illinois | | | | | DID NOT PLAY | | | | | | |
| at Purdue FW | | | | | DID NOT PLAY | | | | | | |
| at Morehead St. | | | | | DID NOT PLAY | | | | | | |
| at N. Kentucky | | | | | DID NOT PLAY | | | | | | |
| at Wright St. | | | | | DID NOT PLAY | | | | | | |
| at UIC | | | | | DID NOT PLAY | | | | | | |
| Cleveland St. | 1 | 0-0 | 0-0 | 0-0 | 0-1-1 | 0 | 0 | 1 | 0 | 0 | 0 |
| Y'town St. | | | | | | | | | | | |
| at Green Bay | | | | | | | | | | | |
| at Milwaukee | | | | | | | | | | | |
| Oakland | | | | | | | | | | | |
| Det. Mercy | | | | | | | | | | | |
| N. Kentucky | | | | | | | | | | | |
| Wright St. | | | | | | | | | | | |
| UIC | | | | | | | | | | | |
| at Y'town St. | | | | | | | | | | | |
| at Cleveland St. | | | | | | | | | | | |
| Milwaukee | | | | | | | | | | | |
| Green Bay | | | | | | | | | | | |
| at Det. Mercy | | | | | | | | | | | |
| at Oakland | | | | | | | | | | | |

* denotes starter

CAREER STATS

| Season | GP-GS | MIN-Avg | FG | Pct. | 3FG | Pct. | FT | Pct. |
|---------------|------------|--------------|------------|-------------|------------|-------------|------------|-------------|
| 2018-19 | 4-0 | 8-2.0 | 1-2 | .500 | 0-1 | .000 | 0-0 | .000 |
| TOTALS | 4-0 | 8-2.0 | 1-2 | .000 | 0-1 | .000 | 0-0 | .000 |

REBOUNDS

| Season | O-D-REB-AVG. | PF-DQ | AST | TO | BLK | STL | PTS-PPG |
|---------------|----------------|------------|----------|----------|----------|----------|--------------|
| 2018-19 | 0-1-0.3 | 0-0 | 0 | 2 | 0 | 0 | 2-0.5 |
| TOTALS | 0-1-0.3 | 0-0 | 0 | 2 | 0 | 0 | 2-0.5 |

2018-2019 REDSHIRTS (DIVISION I TRANSFERS)



MARCUS BURK

#14

Junior | Guard
6-3 | 205
Indianapolis, Ind.
Franklin Central (Campbell)

Birthdate: September 27, 1997 (age 21)
Major: General Studies

QUICK NOTES

Will have two years of eligibility remaining after coming to IUPUI from Campbell... averaged 15.1 points per game as a sophomore while draining 91 3's... made 158 3's in his two seasons for the Camels at a 41 percent clip... was named to the Indianapolis Star Super Team after his senior year at Franklin Central saw him average 25.3 points and 5.7 rebounds a game.

CAREER STATS

| Season | GP-GS | MIN-Avg | FG | Pct. | 3FG | Pct. | FT | Pct. |
|----------------|--------------|------------------|----------------|-------------|----------------|-------------|--------------|-------------|
| 2016-17* | 36-12 | 754-20.9 | 96-224 | .429 | 67-167 | .401 | 29-37 | .784 |
| 2017-18* | 32-31 | 1013-31.7 | 171-345 | .496 | 91-221 | .412 | 51-60 | .850 |
| TOTALS* | 68-43 | 1767-26.0 | 267-569 | .469 | 158-388 | .407 | 80-97 | .825 |

REBOUNDS

| Season | O-D-REB-AVG. | PF-DQ | AST | TO | BLK | STL | PTS-PPG |
|----------------|-----------------------|--------------|-----------|-----------|-----------|-----------|-----------------|
| 2016-17* | 9-78-87-2.4 | 51-0 | 28 | 25 | 3 | 17 | 288-8.0 |
| 2017-18* | 19-97-116-3.6 | 56-1 | 38 | 43 | 8 | 40 | 484-15.1 |
| TOTALS* | 28-175-203-3.0 | 107-1 | 66 | 68 | 11 | 57 | 772-11.4 |

*at Campbell



JAMIL JACKSON

#1

Junior | Guard/Forward
6-6 | 190
Minneapolis, Minn.
Minneapolis North (Williston St./Southern Utah)

Birthdate: March 5, 1998 (age 20)
Major: Informatics

QUICK NOTES

Will have at least two years of eligibility remaining beginning next season... was limited to five games as a sophomore at Southern Utah, where he averaged 2.8 points per game before being shutdown due to injury... played at Williston State [N.D.] College as a freshman, earning honorable mention All-America honors after leading the team in scoring (16.3 ppg) and rebounding (6.4 rpg) and shooting 48 percent overall and 41 percent from deep.

CAREER STATS

| Season | GP-GS | MIN-Avg | FG | Pct. | 3FG | Pct. | FT | Pct. |
|----------------|------------|----------------|-------------|-------------|------------|-------------|------------|--------------|
| 2017-18* | 5-0 | 71-14.2 | 6-14 | .429 | 0-3 | .000 | 2-2 | 1.000 |
| TOTALS* | 5-0 | 71-14.2 | 6-14 | .429 | 0-3 | .000 | 2-2 | 1.000 |

REBOUNDS

| Season | O-D-REB-AVG. | PF-DQ | AST | TO | BLK | STL | PTS-PPG |
|----------------|------------------|------------|----------|----------|----------|----------|---------------|
| 2017-18* | 1-1-2-0.4 | 9-1 | 5 | 3 | 1 | 2 | 14-2.8 |
| TOTALS* | 1-1-2-0.4 | 9-1 | 5 | 3 | 1 | 2 | 14-2.8 |

*at Southern Utah

TEAM IMPACT - CAYDEN BARINGER



CAYDEN BARINGER

Nickname: Cay Jax
Dream Vacation Destination: China
Favorite Movie: Matilda
Favorite Food: Cereal
Favorite Athlete: Steph Curry
Super Power You'd Love to Have: Read Minds

QUICK NOTES

Through a partnership with Team IMPACT, 9-year old **Cayden Baringer** signed with the IUPUI basketball team on Dec. 19, 2018 at a ceremony at the IUPUI Athletics Offices. Baringer, a Carmel-native, was diagnosed with Leukodystrophy in 2017.

Leukodystrophies are a group of rare, progressive, metabolic, genetic diseases that affect the brain, spinal cord and often the peripheral nerves. Each type of leukodystrophy is caused by a specific gene abnormality that leads to abnormal development or destruction of the white matter (myelin sheath) of the brain.

Cayden, his mother Cara, and brothers Liam and Lucas, will be frequent guests to IUPUI games, practices and team events now that he's officially signed with the program.

CHART WATCHING

Career Rebounds

| | Name | Reb. | Year(s) |
|-------------|---------------------|-------------|-------------------|
| 1.) | Don Carlisle | 769 | 1997-01 |
| 2.) | Brandon Cole | 703 | 2002-06 |
| | Jesse Bingham | 703 | 1985-89 |
| 4.) | Charles Price | 688 | 1997-02 |
| 5.) | Alex Young | 668 | 2008-12 |
| 6.) | Tony Long | 639 | 1987-91 |
| 7.) | Billy Pettiford | 632 | 2006-10 |
| 8.) | Eric McKay | 623 | 1982-85 |
| 9.) | Marcellus Barksdale | 593 | 2011-16 |
| 10.) | Dale Taylor | 580 | 1975-77 |
| 11.) | Troy Fitts | 568 | 1975-77 |
| 12.) | George Hill | 547 | 2004-08 |
| 13.) | Jon Avery | 544 | 2006-10 |
| 14.) | Jeff Roach | 535 | 1985-88 |
| 15.) | Evan Hall | 509 | 2015-pres. |
| 16.) | Donovan Gibbs | 482 | 2010-14 |
| --- | D.J. McCall | 461 | 2014-pres. |

Career Blocked Shots

| | Name | Blk. | Year(s) |
|------------|---------------------|-------------|-------------------|
| 1.) | Charles Price | 165 | 1997-02 |
| 2.) | David Dickey | 118 | 1994-98 |
| 3.) | Robert Glenn | 100 | 2008-10 |
| 4.) | Alex Young | 89 | 2008-12 |
| 5.) | Mitch Patton | 88 | 2010-14 |
| 6.) | Billy Pettiford | 83 | 2006-10 |
| 7.) | Jon Avery | 82 | 2006-10 |
| 8.) | Evan Hall | 71 | 2015-pres. |
| | Angelo Smith | 71 | 2005-07 |
| 10.) | Marcellus Barksdale | 66 | 2011-16 |
| 11.) | James Booyer | 64 | 2003-05 |
| | Don Carlisle | 64 | 1997-01 |
| | Anthony Winburn | 64 | 1995-97 |

LAST FOUR BOX SCORES

GAME #14 • NORTHERN KENTUCKY 92, IUPUI 77 (HIGHLAND HEIGHTS, KY.)

IUPUI 77 • 8-6, 0-1 HL

| # | Player | Total | | 3-Ptr | | Rebounds | | | PF | TP | A TO Blk Stl | | | | | Min |
|----------------------|--------------------|--------|-----------------|--------|--------|-------------|-----|-------|----------|----|--------------|----|-----|-----|-----|-----|
| | | FG-FGA | FG-FGA | FT-FTA | FT-FTA | Off | Def | Tot | | | A | TO | Blk | Stl | | |
| 24 | HALL, Evan | f | 3-6 | 0-0 | 0-0 | 0 | 3 | 3 | 5 | 6 | 0 | 2 | 0 | 1 | 1 | 15 |
| 32 | GOSS, Elyjah | f | 2-3 | 0-0 | 2-4 | 0 | 2 | 2 | 2 | 6 | 2 | 0 | 1 | 1 | 1 | 17 |
| 05 | JUSTICE, Camron | g | 5-10 | 1-4 | 1-1 | 1 | 0 | 1 | 3 | 12 | 4 | 3 | 0 | 2 | 29 | 29 |
| 22 | McCALL, D.J. | g | 1-4 | 0-0 | 0-0 | 2 | 4 | 6 | 2 | 2 | 1 | 1 | 1 | 1 | 20 | 20 |
| 23 | WEATHERFORD, Grant | g | 4-10 | 0-2 | 2-3 | 0 | 1 | 1 | 3 | 10 | 3 | 1 | 0 | 1 | 33 | 33 |
| 00 | MINNETT, Jaylen | g | 5-17 | 4-13 | 0-0 | 0 | 2 | 2 | 0 | 14 | 2 | 0 | 0 | 0 | 27 | 27 |
| 04 | HANSEN, Jack | g | 1-4 | 0-1 | 3-4 | 2 | 1 | 3 | 2 | 5 | 1 | 0 | 0 | 1 | 17 | 17 |
| 10 | ROGERS, Nick | g | 4-6 | 0-1 | 3-3 | 3 | 0 | 3 | 1 | 11 | 0 | 3 | 0 | 0 | 17 | 17 |
| 15 | ISMAIL, Ahmed | g | 5-7 | 0-0 | 1-3 | 1 | 4 | 5 | 4 | 11 | 0 | 1 | 0 | 0 | 25 | 25 |
| 25 | JOHNSON, Trevor | g | 0-0 | 0-0 | 0-0 | 0 | 0 | 0 | 0 | 0 | 0 | 0 | 0 | 0 | 1 | 1 |
| Team | | | | | | 5 | 0 | 5 | | | | | | | | |
| Totals | | | 30-67 | 5-21 | 12-18 | 14 | 17 | 31 | 22 | 77 | 13 | 11 | 2 | 7 | 201 | |
| FG % 1st Half: 12-30 | | 40.0% | 2nd half: 18-37 | | 48.6% | Game: 30-67 | | 44.8% | Deadball | | | | | | | |
| 3FG % 1st Half: 2-10 | | 20.0% | 2nd half: 3-11 | | 27.3% | Game: 5-21 | | 23.8% | Rebounds | | | | | | | |
| FT % 1st Half: 4-9 | | 44.4% | 2nd half: 8-9 | | 88.9% | Game: 12-18 | | 66.7% | 2 | | | | | | | |

Northern Ky. 92 • 11-3, 1-0 HL

| # | Player | Total | | 3-Ptr | | Rebounds | | | PF | TP | A TO Blk Stl | | | | | Min |
|----------------------|-----------------|--------|-----------------|--------|--------|-------------|-----|-------|----------|----|--------------|----|-----|-----|-----|-----|
| | | FG-FGA | FG-FGA | FT-FTA | FT-FTA | Off | Def | Tot | | | A | TO | Blk | Stl | | |
| 32 | Dantez Walton | f | 5-9 | 1-2 | 1-1 | 1 | 2 | 3 | 3 | 12 | 2 | 0 | 0 | 2 | 24 | 24 |
| 34 | Drew McDonald | f | 6-9 | 3-4 | 9-11 | 2 | 10 | 12 | 1 | 24 | 2 | 5 | 0 | 0 | 29 | 29 |
| 2 | Zaynah Robinson | g | 3-6 | 2-4 | 0-0 | 0 | 3 | 3 | 4 | 8 | 4 | 2 | 0 | 0 | 28 | 28 |
| 12 | Trevon Faulkner | g | 3-5 | 1-2 | 1-2 | 1 | 2 | 3 | 1 | 8 | 6 | 1 | 0 | 2 | 32 | 32 |
| 15 | Tyler Sharpe | g | 5-13 | 2-8 | 4-4 | 2 | 2 | 4 | 2 | 16 | 0 | 2 | 0 | 1 | 33 | 33 |
| 02 | Paul Djoko | g | 0-0 | 0-0 | 2-2 | 0 | 1 | 1 | 0 | 2 | 1 | 1 | 0 | 1 | 10 | 10 |
| 04 | Adrian Nelson | g | 3-4 | 0-0 | 4-4 | 2 | 0 | 2 | 3 | 10 | 1 | 1 | 0 | 1 | 14 | 14 |
| 11 | Jalen Tate | g | 3-5 | 0-1 | 4-5 | 1 | 3 | 4 | 3 | 10 | 3 | 2 | 1 | 0 | 19 | 19 |
| 25 | Bryant Mocaby | g | 0-0 | 0-0 | 0-0 | 0 | 0 | 0 | 0 | 0 | 0 | 0 | 0 | 0 | 1 | 1 |
| 33 | Chris Vogt | g | 1-3 | 0-0 | 0-0 | 0 | 2 | 2 | 2 | 2 | 0 | 2 | 2 | 0 | 11 | 11 |
| Team | | | | | | 0 | 2 | 2 | | | | | | | | |
| Totals | | | 29-54 | 9-21 | 25-29 | 9 | 27 | 36 | 19 | 92 | 19 | 16 | 3 | 7 | 201 | |
| FG % 1st Half: 16-27 | | 59.3% | 2nd half: 13-27 | | 48.1% | Game: 29-54 | | 53.7% | Deadball | | | | | | | |
| 3FG % 1st Half: 6-11 | | 54.5% | 2nd half: 3-10 | | 30.0% | Game: 9-21 | | 42.9% | Rebounds | | | | | | | |
| FT % 1st Half: 13-15 | | 86.7% | 2nd half: 12-14 | | 85.7% | Game: 25-29 | | 86.2% | 3 | | | | | | | |

Officials: Ed Phillips, John Hampton, Brent Hampton
Technical fouls: IUPUI-None. Northern Ky.-None.
Attendance: 3303

| Score by periods | 1st | 2nd | Total |
|------------------|-----|-----|-------|
| IUPUI | 30 | 47 | 77 |
| Northern Ky. | 51 | 41 | 92 |

Last FG - IUPUI 2nd-00:29, NKU 2nd-01:21.
Largest lead - IUPUI by 2 1st-19:46, NKU by 22 2nd-15:33.
IUPUI led for 00:23. NKU led for 38:28. Game was tied for 01:09.

Score tied - 1 time.
Lead changed - 1 time.

GAME #15 • WRIGHT STATE 72, IUPUI 64 (DAYTON, OHIO)

IUPUI 64 • 8-7, 0-2 HL

| # | Player | Total | | 3-Ptr | | Rebounds | | | PF | TP | A TO Blk Stl | | | | | Min |
|----------------------|--------------------|--------|-----------------|--------|--------|-------------|-----|-------|----------|----|--------------|----|-----|-----|-----|-----|
| | | FG-FGA | FG-FGA | FT-FTA | FT-FTA | Off | Def | Tot | | | A | TO | Blk | Stl | | |
| 24 | HALL, Evan | f | 6-11 | 0-0 | 1-2 | 2 | 2 | 4 | 4 | 13 | 0 | 1 | 0 | 0 | 24 | 24 |
| 32 | GOSS, Elyjah | f | 1-3 | 0-0 | 0-0 | 2 | 5 | 7 | 1 | 2 | 1 | 2 | 0 | 0 | 17 | 17 |
| 05 | JUSTICE, Camron | g | 5-15 | 0-7 | 7-9 | 0 | 7 | 7 | 4 | 17 | 2 | 3 | 0 | 0 | 36 | 36 |
| 22 | McCALL, D.J. | g | 1-2 | 0-0 | 0-0 | 1 | 7 | 8 | 3 | 2 | 2 | 2 | 0 | 0 | 31 | 31 |
| 23 | WEATHERFORD, Grant | g | 2-6 | 1-2 | 2-2 | 0 | 1 | 1 | 5 | 7 | 0 | 1 | 0 | 3 | 35 | 35 |
| 00 | MINNETT, Jaylen | g | 1-5 | 1-4 | 0-0 | 1 | 0 | 1 | 1 | 3 | 0 | 0 | 0 | 0 | 11 | 11 |
| 04 | HANSEN, Jack | g | 0-1 | 0-1 | 2-2 | 1 | 0 | 1 | 2 | 2 | 1 | 0 | 0 | 0 | 7 | 7 |
| 10 | ROGERS, Nick | g | 3-5 | 1-3 | 1-2 | 1 | 1 | 2 | 3 | 8 | 3 | 1 | 0 | 1 | 23 | 23 |
| 15 | ISMAIL, Ahmed | g | 3-5 | 0-1 | 4-5 | 2 | 1 | 3 | 1 | 10 | 0 | 4 | 0 | 0 | 16 | 16 |
| Team | | | | | | 2 | 2 | 4 | | | | | | | | |
| Totals | | | 22-53 | 3-18 | 17-22 | 12 | 26 | 38 | 24 | 64 | 9 | 14 | 0 | 4 | 200 | |
| FG % 1st Half: 10-26 | | 38.5% | 2nd half: 12-27 | | 44.4% | Game: 22-53 | | 41.5% | Deadball | | | | | | | |
| 3FG % 1st Half: 2-10 | | 20.0% | 2nd half: 1-8 | | 12.5% | Game: 3-18 | | 16.7% | Rebounds | | | | | | | |
| FT % 1st Half: 10-12 | | 83.3% | 2nd half: 7-10 | | 70.0% | Game: 17-22 | | 77.3% | 4 | | | | | | | |

Wright State 72 • 7-8, 1-1 HL

| # | Player | Total | | 3-Ptr | | Rebounds | | | PF | TP | A TO Blk Stl | | | | | Min |
|----------------------|---------------------|--------|-----------------|--------|--------|-------------|-----|-------|----------|----|--------------|----|-----|-----|-----|-----|
| | | FG-FGA | FG-FGA | FT-FTA | FT-FTA | Off | Def | Tot | | | A | TO | Blk | Stl | | |
| 22 | ERNSTHAUSEN, Parker | f | 0-2 | 0-1 | 0-0 | 2 | 2 | 4 | 3 | 0 | 5 | 1 | 1 | 2 | 27 | 27 |
| 11 | LOVE, Loudon | c | 5-12 | 0-0 | 0-1 | 1 | 4 | 5 | 3 | 10 | 1 | 2 | 0 | 0 | 19 | 19 |
| 03 | HUGHES, Mark | g | 3-4 | 1-1 | 3-6 | 0 | 0 | 0 | 4 | 10 | 2 | 0 | 1 | 0 | 26 | 26 |
| 04 | VEST, Alan | g | 3-3 | 0-0 | 0-0 | 0 | 3 | 3 | 0 | 6 | 3 | 1 | 1 | 0 | 35 | 35 |
| 31 | GENTRY, Cole | g | 4-12 | 2-5 | 10-10 | 0 | 2 | 2 | 1 | 20 | 3 | 1 | 0 | 1 | 36 | 36 |
| 01 | WAMPLER, Bill | g | 7-14 | 3-7 | 5-5 | 1 | 3 | 4 | 2 | 22 | 2 | 1 | 0 | 0 | 31 | 31 |
| 05 | POTTER, Skyelar | g | 2-7 | 0-2 | 0-1 | 2 | 5 | 7 | 1 | 4 | 1 | 1 | 0 | 0 | 22 | 22 |
| 13 | SMITH, Malachi | g | 0-0 | 0-0 | 0-0 | 1 | 1 | 2 | 0 | 0 | 0 | 1 | 0 | 0 | 4 | 4 |
| Team | | | | | | 1 | 0 | 1 | | | | | | | | |
| Totals | | | 24-54 | 6-16 | 18-23 | 8 | 20 | 28 | 14 | 72 | 17 | 8 | 3 | 3 | 200 | |
| FG % 1st Half: 13-29 | | 44.8% | 2nd half: 11-25 | | 44.0% | Game: 24-54 | | 44.4% | Deadball | | | | | | | |
| 3FG % 1st Half: 4-9 | | 44.4% | 2nd half: 2-7 | | 28.6% | Game: 6-16 | | 37.5% | Rebounds | | | | | | | |
| FT % 1st Half: 5-5 | | 100.0 | 2nd half: 13-18 | | 72.2% | Game: 18-23 | | 78.3% | 1 | | | | | | | |

Officials: Bo Boroski, Michael Griffin, Andy O'Brien
Technical fouls: IUPUI-WEATHERFORD, Grant. Wright State-None.
Attendance: 3795

| Score by periods | 1st | 2nd | Total |
|------------------|-----|-----|-------|
| IUPUI | 32 | 32 | 64 |
| Wright State | 35 | 37 | 72 |

Last FG - IUPUI 2nd-00:03, WSU 2nd-02:55.
Largest lead - IUPUI by 4 1st-19:12, WSU by 13 2nd-11:07.
IUPUI led for 01:38. WSU led for 36:26. Game was tied for 01:27.

Score tied - 2 times.
Lead changed - 1 time.

GAME #16 • IUPUI 66, UIC 64 (CHICAGO, ILL.)

IUPUI 66 • 9-7, 1-2 HL

| # | Player | | Total | | 3-Ptr | | Rebounds | | | PF | TP | A TO Blk Stl | | | | Min |
|----------------------------|--------------------|---|-----------------------|--------|-------------------|-------|----------|-----|----|----|----|--------------|-----|-----|----|---------------------------|
| | | | FG-FGA | FG-FGA | FT-FTA | Off | Def | Tot | A | | | TO | Blk | Stl | | |
| 24 | HALL, Evan | f | 4-12 | 0-0 | 1-2 | 2 | 3 | 5 | 3 | 9 | 4 | 3 | 0 | 1 | 26 | |
| 32 | GOSS, Elyjah | f | 2-4 | 0-0 | 1-2 | 2 | 9 | 11 | 3 | 5 | 1 | 2 | 1 | 1 | 33 | |
| 05 | JUSTICE, Camron | g | 9-18 | 6-9 | 6-6 | 1 | 3 | 4 | 1 | 30 | 2 | 4 | 0 | 2 | 33 | |
| 22 | McCALL, D.J. | g | 2-6 | 0-0 | 3-4 | 2 | 3 | 5 | 2 | 7 | 0 | 3 | 0 | 1 | 33 | |
| 23 | WEATHERFORD, Grant | g | 0-2 | 0-0 | 0-0 | 1 | 1 | 2 | 3 | 0 | 5 | 3 | 0 | 2 | 26 | |
| 00 | MINNETT, Jaylen | | 2-4 | 2-3 | 6-7 | 0 | 3 | 3 | 3 | 12 | 0 | 2 | 0 | 0 | 17 | |
| 04 | HANSEN, Jack | | 0-0 | 0-0 | 0-0 | 0 | 0 | 0 | 0 | 0 | 0 | 0 | 0 | 0 | 4 | |
| 10 | ROGERS, Nick | | 1-3 | 0-1 | 0-0 | 0 | 1 | 1 | 2 | 2 | 0 | 1 | 0 | 1 | 14 | |
| 15 | ISMAIL, Ahmed | | 0-3 | 0-0 | 1-2 | 3 | 3 | 6 | 2 | 1 | 0 | 0 | 1 | 0 | 14 | |
| Team | | | | | | 2 | 3 | 5 | | | | | | | | |
| Totals | | | | 20-52 | 8-13 | 18-23 | 13 | 29 | 42 | 19 | 66 | 12 | 20 | 2 | 8 | 200 |
| FG % 1st Half: 10-26 38.5% | | | 2nd half: 10-26 38.5% | | Game: 20-52 38.5% | | | | | | | | | | | Deadball Rebounds 3 |
| 3FG % 1st Half: 4-6 66.7% | | | 2nd half: 4-7 57.1% | | Game: 8-13 61.5% | | | | | | | | | | | |
| FT % 1st Half: 5-5 100.0 | | | 2nd half: 13-18 72.2% | | Game: 18-23 78.3% | | | | | | | | | | | |